

Brand ID: 001MC632



We have pleasure in presenting the Spare Parts Catalogue for 'Bajaj XCD 125cc DTS-Si' Motorcycle. This catalogue has been specially designed to assist you in selecting the correct parts for procurement to maintain 100% availability.

The Bajaj spares are subjected to the stringent quality control standards to ensure longer life of the vehicle. It is therefore necessary that only the Genuine Bajaj Spares are used.

In a continual effort to improve Performance and Efficiency of the vehicles, Specifications, Diagrams, Illustrations and Part Numbers can change without notice. Consequently, the description in this Spare Parts Catalogue cannot therefore be final and binding on us.

The modifications / alterations which are carried out after the issue of this catalogue, will be conveyed to you through our Service Circulars. You are requested to make necessary corrections in the Parts Catalogue as per the circulars so as to keep your catalogue up-to-date. This will ensure the appropriate and speedy delivery of the Spare Parts as the order placed will bear the latest part numbers.

In case, if you need any technical assistance contact the concerned Regional Office or write to us on the following address :

Bajaj Auto Indonesia
Menara Imperium
Jakarta 12980 Indonesia
Phone : 021-8281787
Fax : 021-8307615

All information contained in this manual is based on the latest product information at the time of publication. Bajaj Auto Limited accepts no liability for any inaccuracies or omissions in this publication, although every possible care has been taken to make it as complete and accurate as possible. All procedures and specifications subject to change without prior notice. The right is reserved to make such changes at any time without prior notice and without incurring an obligation to make such changes to product manufactured previously. Contact your authorized Bajaj Dealer for the latest information on product improvements incorporated after this manual was issued.

REV. 00. FEB. 10 RB

Instructions for using the Catalogue



1. How to Read the Catalogue : Open the catalogue and from the pictorial index locate the group in which the part you want to find is present. Turn over to the concerned page number (as given by pictorial index). Now find out the figure of the part you wish to order. Write down the part number against that particular figure number from the text.

In case, if you have the part number and you need the other details, the part index can be used. The part index (at the end of the catalogue) will give you the figure and page number of the part you wish to order.

2. How to Order Spare Parts : The part number and the description of the part required should be invariably mentioned in the order as per the catalogue text.

The latest part number as conveyed through our service circulars should only appear on the order. In case of ordering painted components, colour shade of the components should be mentioned.

The quantity shown against the part number is the quantity per vehicle for that group so that particular quantity should be multiplied by the number of sets required.

3. Part Number System: We have used 8 digit system for part numbers. The model or hardware item is indicated by first two digits or alphanumeric, the next two or four digits indicate main group and the last four or two digits indicate serial number in main group or serial number or subgroup of fastener respectively. Thus the part numbers will be indicated by 2-2-4 or 2-4-2 digit system. Understanding this system will enable you to identify the spare parts easily.

4. Abbreviations : The following abbreviations are used in this catalogue.

assly.	Assembly	V	Volts
N.I.	Not illustrated	W	Watts
C'case	Crankcase	accl.	Accelerator
Cyl	Cylinder	Comp.	Complete
o/s.	Over size	Fr	Front
Std.	Standard	L	Length
A/t.	Alternate	Rr	Rear
R.H.	Right hand	Hex.	Hexagonal
L.H.	Left hand	AR	As required

INDEX



No.	Description	Page No.	No.	Description	Page No.
1	Cover Cylinder head	1	31	Tyre / Tube / Rim	36
2	Cylinder Head	2	32	Front Hub (For Drum Brake)	37&38
3	Rocker Arm / Valve	3	33	Front Hum (For Disc Brake)	39
4	Camshaft Tensioner	4	34	Front Master Cylinder	40&41
5	Cylinder & Piston	5	35	Front Disc Brake	42
6	Crankshaft	6	36	Rear Hub	43&44
7	Transmission	7 & 8	37	Brake Pedal	45
8	Change Drum / Shift Fork	9	38	Handle Bar	46&47
9	Gear Change Mechanism	10	39	Front Fork	48&49
10	Crankcase RH	11	40	Painted Part	50-52
11	Crankcase LH	12&13	41	Fuel Tank Gap Assly. & Fuel Gauge	53
12	Clutch cover	14&15	42	Fitting Petrol Tank & Side Cover	54
13	Cover Magneto	16	43	Chain Case	55
14	Clutch	17	44	Meter Assembly	56
15	Kick starter Mechanism	18	46	Head Lamp Assly. Fairing	57&58
16	Carburetor Assembly Kehin	19&20	47	Turn Signal Lamp	59
17	Air Filter Assembly	21	48	Tail Lamp Assembly	60
18	Silencer Assembly	22	50	Electrical Equipment & Tool Kit	61&62
19	Seat Assembly	23			
20	Oil Pump	24			
21	Magneto Assembly	25			
22	Starter Assembly	26			
23	Starter Motor (TVS)	27			
24	Frame Fittings	28			
25	Frame & Frame Fittings	29			
26	Swing Arm / Rear Shock Absorber	30&31			
27	Stay Main Step	32			
28	Pillion Foot Rest / Holder	33			
29	Fender - Front & Rear	34			
30	Stand Assembly	35			

PICTORIAL INDEX

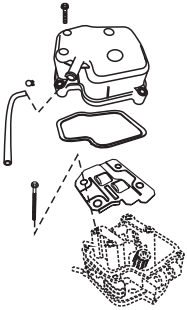
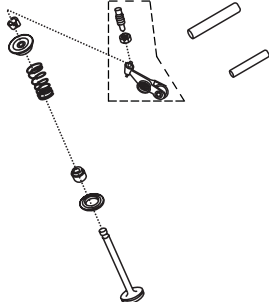
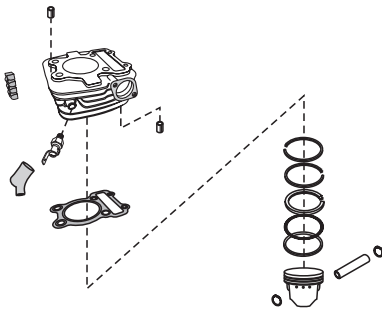
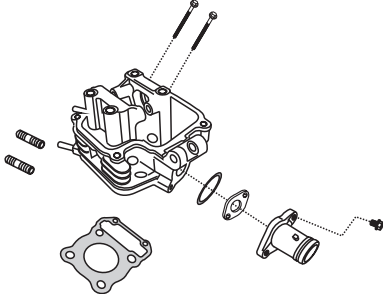
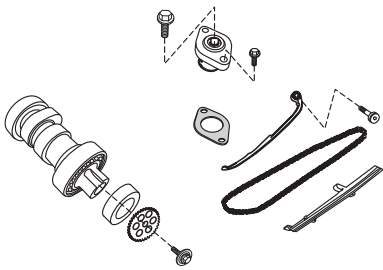

PLATE NO. : 1 COVER CYLINDER HEAD	PAGE NO.: 1
	
PLATE NO. : 3 ROCKER ARM / VALVE	PAGE NO.: 3
	
PLATE NO. : 5 CYLINDER AND PISTON	PAGE NO.: 5
	

PLATE NO. : 2 CYLINDER HEAD	PAGE NO.: 2
	
PLATE NO. : 4 CAMSHAFT / TENSIONER	PAGE NO.: 4
	
PLATE NO. : 6 CRANKSHAFT	PAGE NO.: 6
	

PICTORIAL INDEX

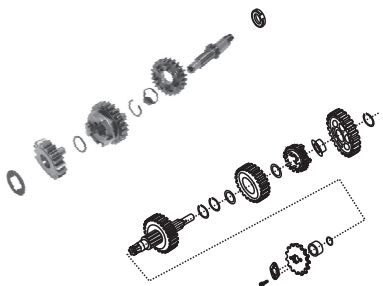
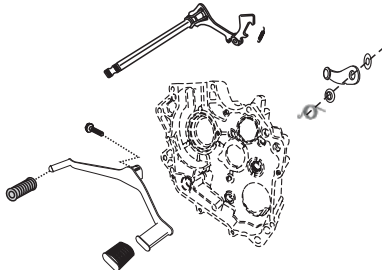
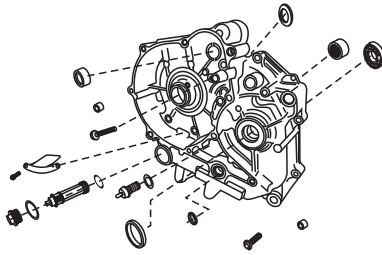

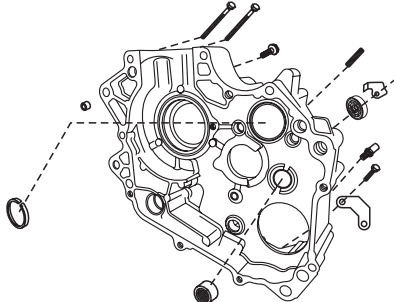
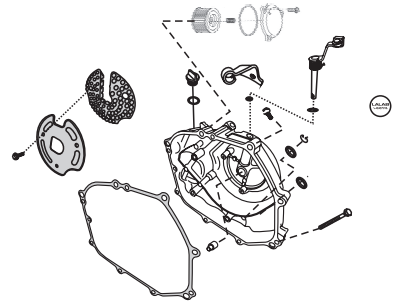
PLATE NO. : 7 TRANSMISSION	PAGE NO.: 7 & 8
	
PLATE NO. : 9 GEAR CHANGE MECHANISM	PAGE NO.: 10
	
PLATE NO. : 11 CRANKCASE LH	PAGE NO.: 12 & 13
	

PLATE NO. : 8 CHANGE DRUM / SHIFT FORK	PAGE NO.: 9
	
PLATE NO. : 10 CRANKCASE RH	PAGE NO.: 11
	
PLATE NO. : 12 CLUTCH COVER	PAGE NO.: 14 & 15
	

PICTORIAL INDEX



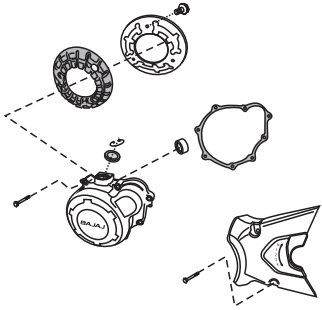
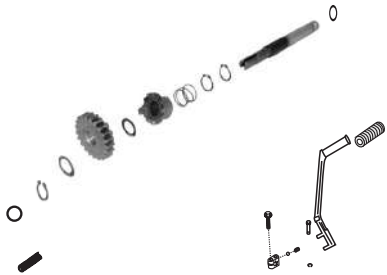
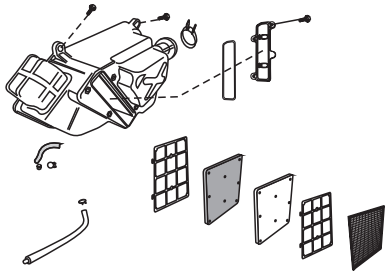
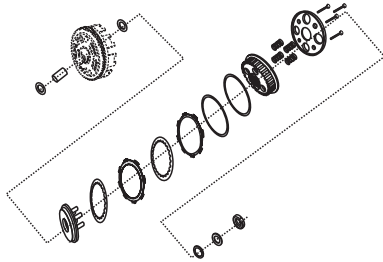

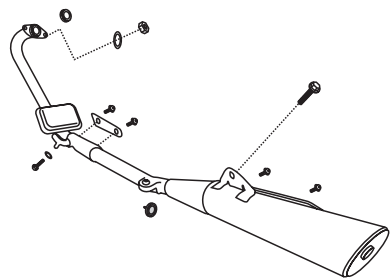
PLATE NO. : 13 COVER MAGNETO	PAGE NO.: 16
	
PLATE NO. : 15 KICK STARTER MECHANISM	PAGE NO.: 18
	
PLATE NO. : 16A AIR FILTER ASSEMBLY	PAGE NO.: 21
	

PLATE NO. : 14 CLUTCH	PAGE NO.: 17
	
PLATE NO. : 16 CARBURETTOR (KEHIN)	PAGE NO.: 19 & 20
	
PLATE NO. : 17 SILENCER ASSEMBLY	PAGE NO.: 22
	

PICTORIAL INDEX



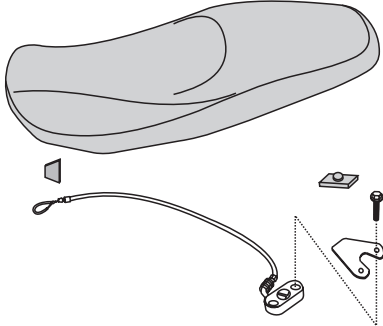
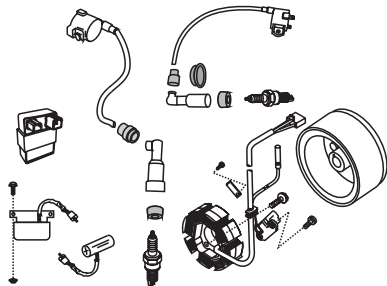

PLATE NO. : 18 SEAT ASSEMBLY	PAGE NO.: 23
	
PLATE NO. : 20 MAGNETO ASSEMBLY	PAGE NO.: 25
	
PLATE NO. : 23A STARTER MOTOR (TVS MAKE)	PAGE NO.: 27
	

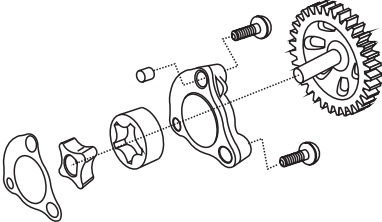
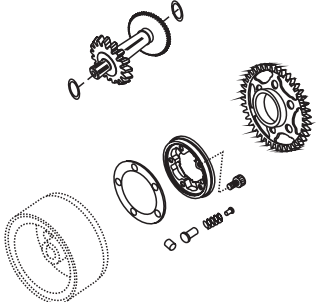
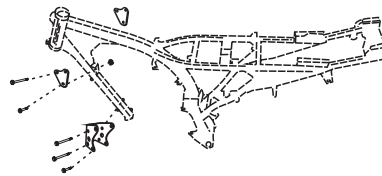
PLATE NO. : 19 OIL PUMP	PAGE NO.: 24
	
PLATE NO. : 21 STARTER ASSEMBLY	PAGE NO.: 26
	
PLATE NO. : 24 FRAME FITTING	PAGE NO.: 28
	

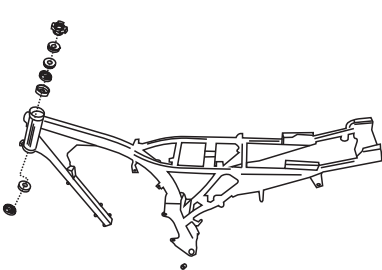
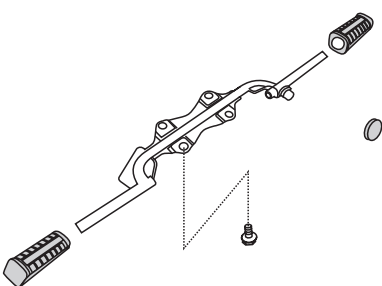
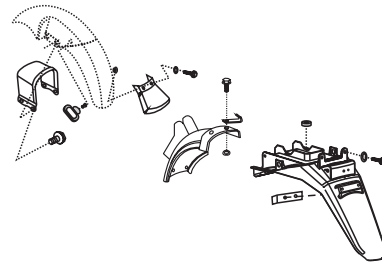
PLATE NO. : 25 FRAME & FRAME FITTING	PAGE NO.: 29
	
PLATE NO. : 27 STAY MAIN STEP	PAGE NO.: 32
	
PLATE NO. : 29 FENDER FRONT & REAR	PAGE NO.: 34
	

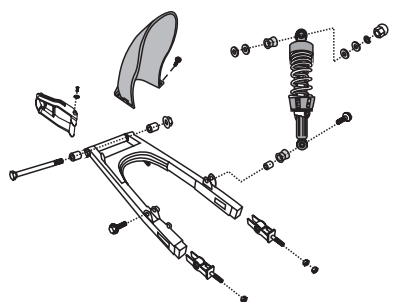
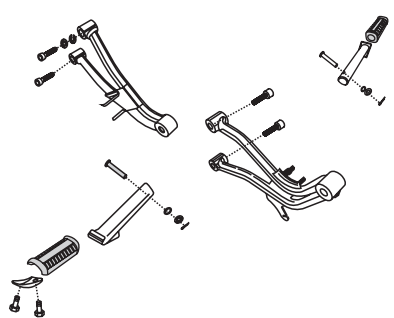
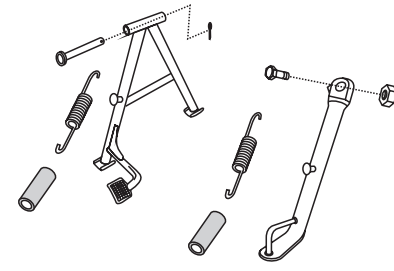
PLATE NO. : 26 SWING ARM / REAR SHOCKABSORBER	PAGE NO.: 30 & 31
	
PLATE NO. : 28 PILLION FOOTREST / HOLDER	PAGE NO.: 33
	
PLATE NO. : 30 STAND ASSEMBLY	PAGE NO.: 35
	


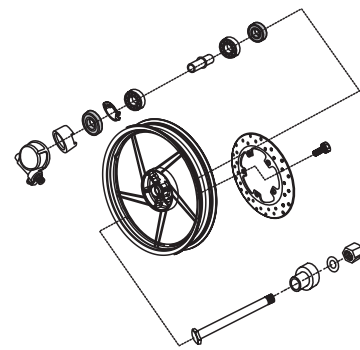
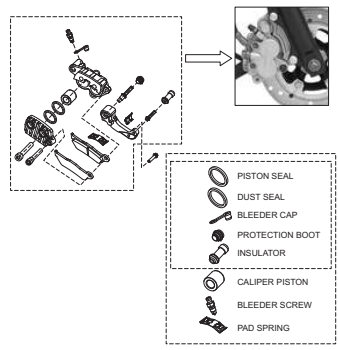
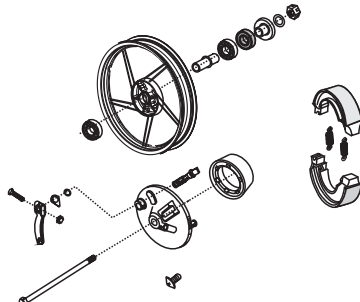
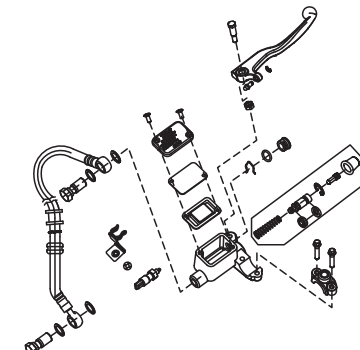
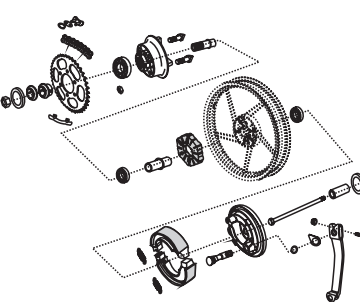
PLATE NO. : 31 TYRE, TUBE, RIM	PAGE NO.: 36
	
PLATE NO. : 33 FRONT HUB (FOR DISC BRAKE)	PAGE NO.: 39
	
PLATE NO. : 35 FRONT DISC BRAKE	PAGE NO.: 42
 <div><ul style="list-style-type: none">PISTON SEALDUST SEALBLEEDER CAPPROTECTION BOOTINSULATORCALIPER PISTONBLEEDER SCREWPAD SPRING</div>	

PLATE NO. : 32 FRONT HUB	PAGE NO.: 37 & 38
	
PLATE NO. : 34 FRONT MASTER CYLINDER	PAGE NO.: 40 & 41
	
PLATE NO. : 36 REAR HUB	PAGE NO.: 43 & 44
	

PICTORIAL INDEX



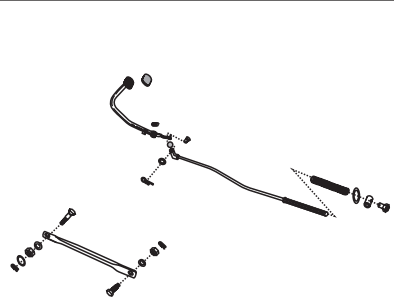
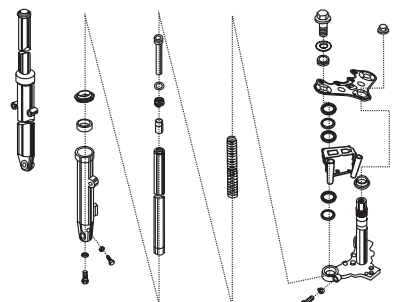
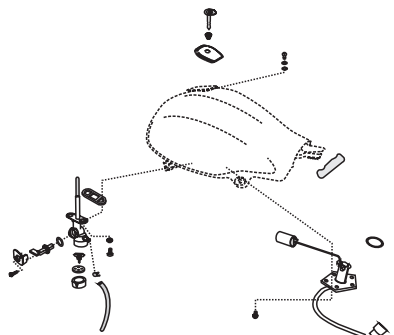
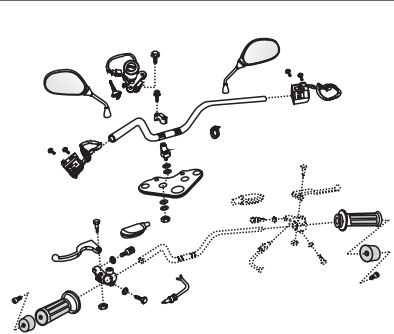
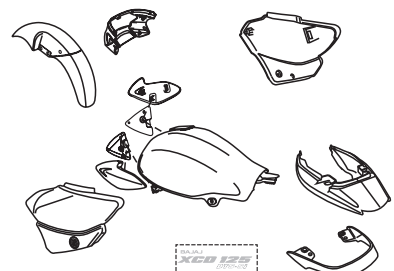
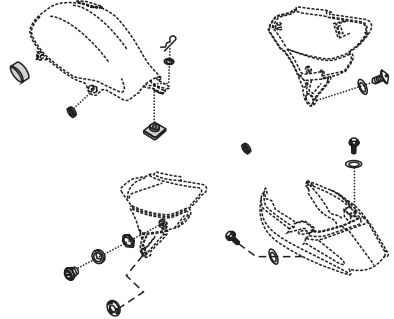
PLATE NO. : 37 BRAKE PEDAL	PAGE NO.: 45
	
PLATE NO. : 39 FRONT FORK	PAGE NO.: 48 & 49
	
PLATE NO. : 41 PETROL TANK CAP & FUEL GAUGE	PAGE NO.: 53
	

PLATE NO. : 38 HANDLE BAR	PAGE NO.: 46 & 47
	
PLATE NO. : 40 PAINTED PARTS	PAGE NO.: 50 & 51 & 52
	
PLATE NO. : 42 FITTING PETROL TANK	PAGE NO.: 54
	

PICTORIAL INDEX



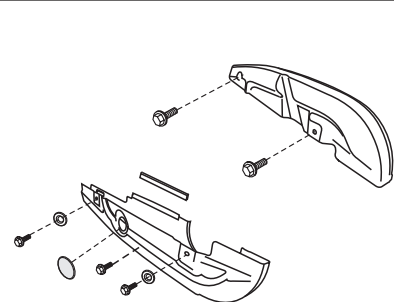
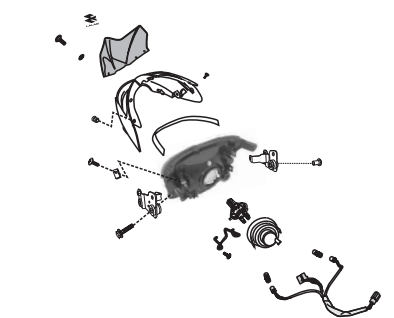
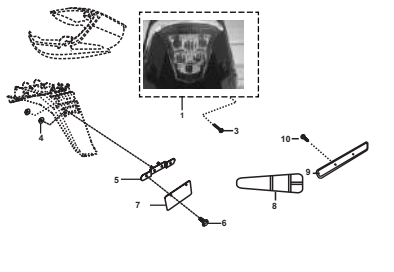
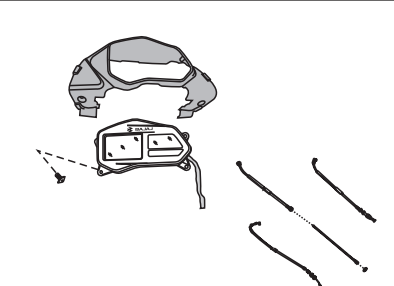
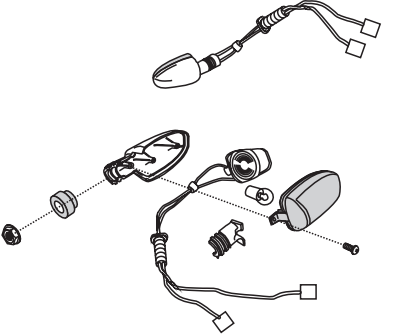
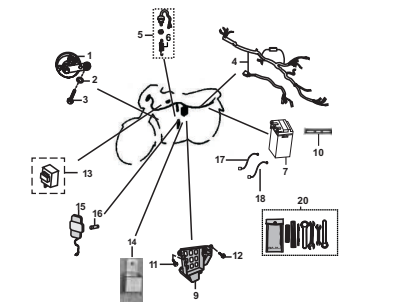
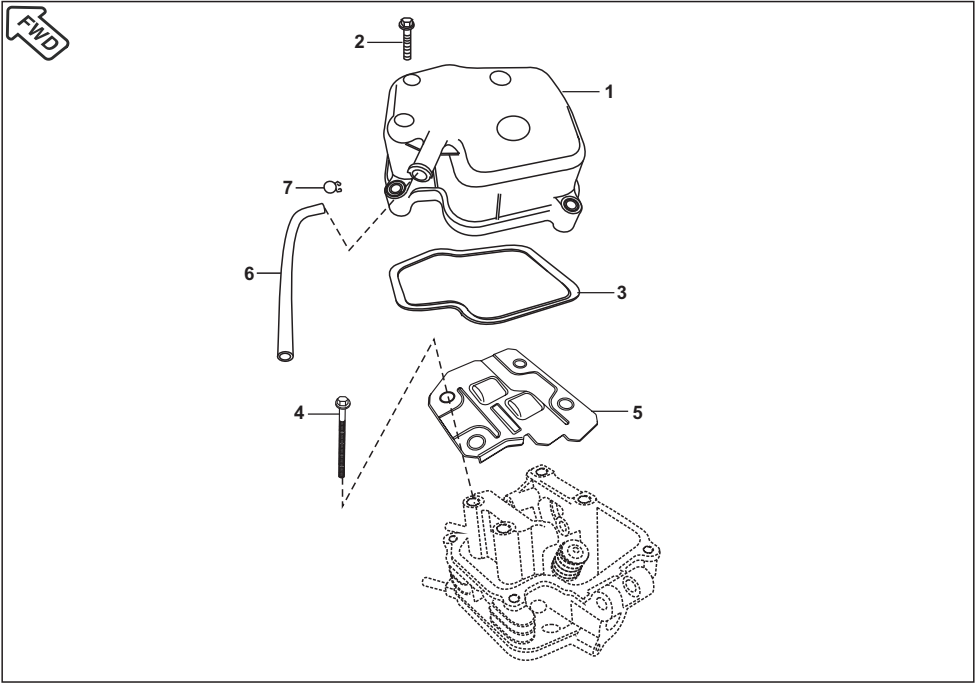
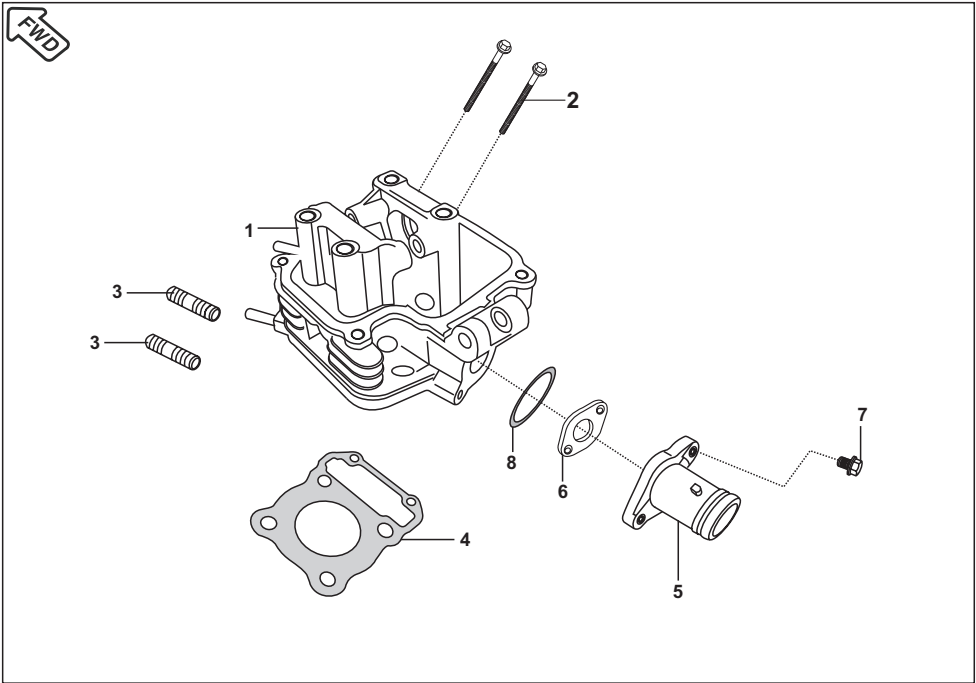
PLATE NO. : 43 CHAIN CASE	PAGE NO.: 55
	
PLATE NO. : 46 HEAD LAMP ASSEMBLY / FAIRING	PAGE NO.: 57 & 58
	
PLATE NO. : 48 TURN SIGNAL LAMP	PAGE NO.: 60
	

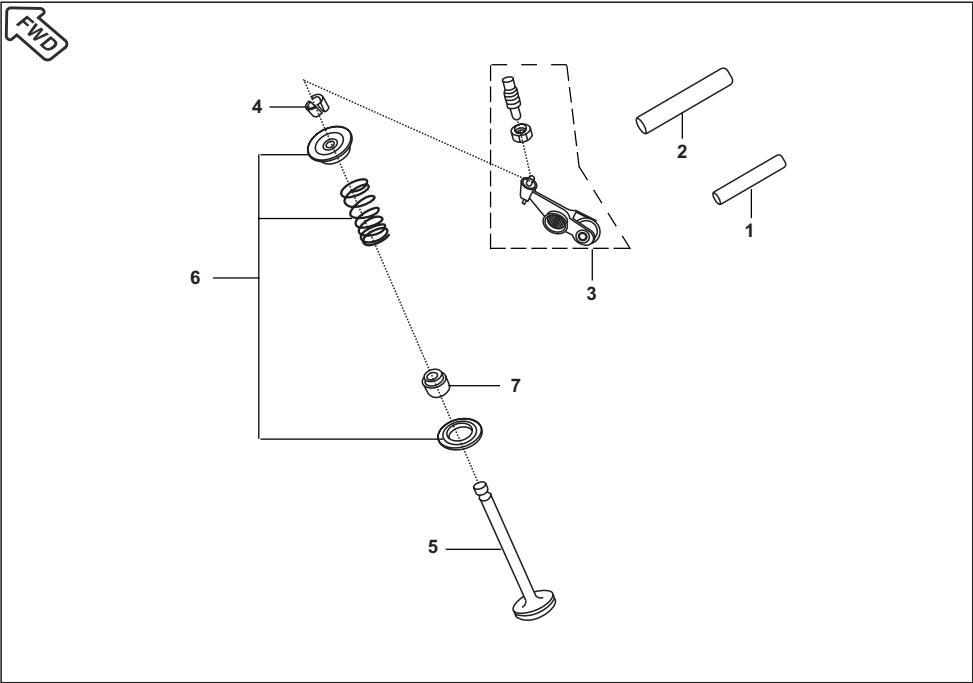
PLATE NO. : 44 METER ASSEMBLY	PAGE NO.: 56
	
PLATE NO. : 47 TAIL LAMP ASSEMBLY	PAGE NO.: 59
	
PLATE NO. : 50 TAIL LAMP ASSEMBLY	PAGE NO.: 61 & 62
	



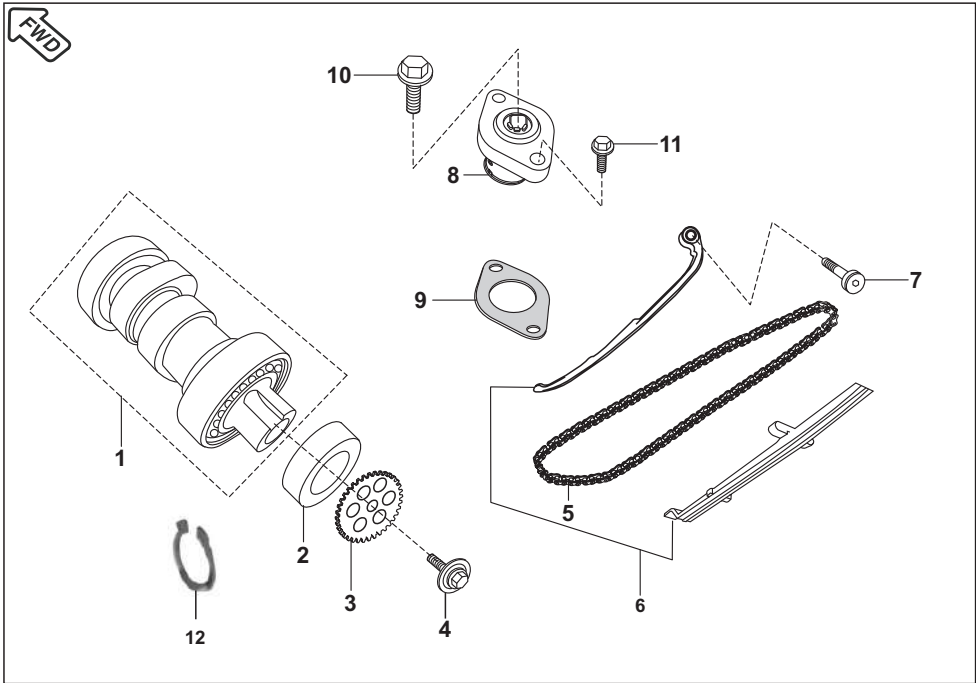
No.	Part No.	Description	Qty	Alt. Part No.
1	JA 5110 10	Cover cylinder head	1	Alt. JA 5110 09
2	59 0400 38	Bolt flange	4	Cylinder head cover complete
3	JA 5110 12	"O" ring head cover	1	
4	JA 5110 08	Bolt flange	4	
5	JA 5110 07	Plate breather	1	
6	JA 5110 11	Breather tube	1	
7	JA 5110 29	Wire Clip	1	



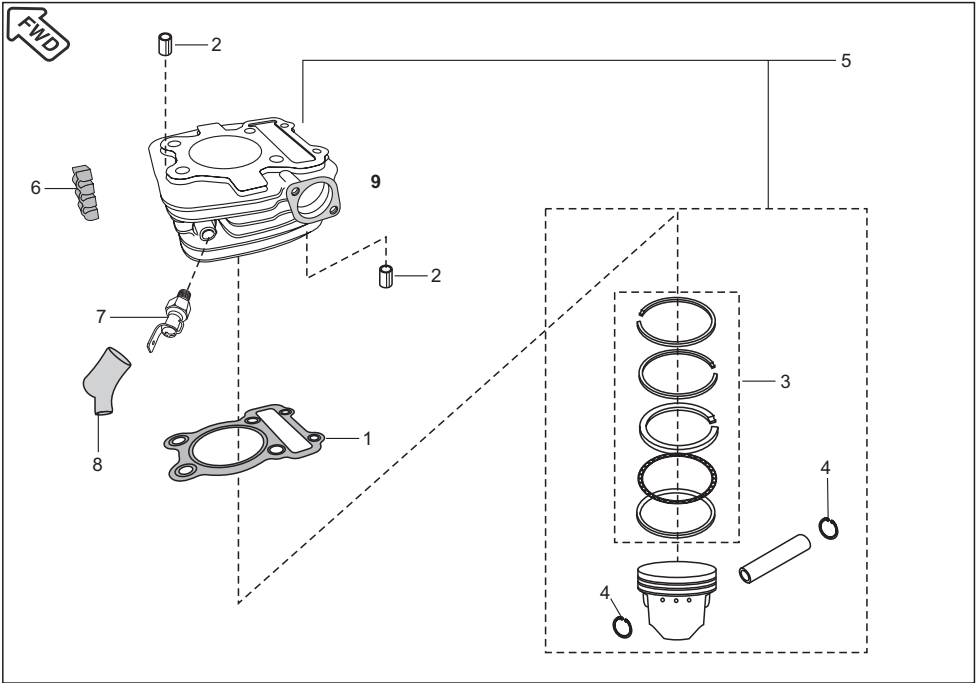
No.	Part No.	Description	Qty	Remarks
1	JA 5110 30	Head Cylinder complete	1	with Valve guides & Studs
2	JA 5110 08	Bolt head mtg.	2	
3	JA 5110 28	Stud	2	
4	JA 5110 06	Gasket Cylinder Head	1	
5	JA 5814 03	Intake manifold (Alu. Casting)	1	
6	DU 1010 57	Insulator	1	
7	JA 5814 06	Bolt flange	2	
8	39 1283 21	'O' Ring (Intake Pipe)	2	



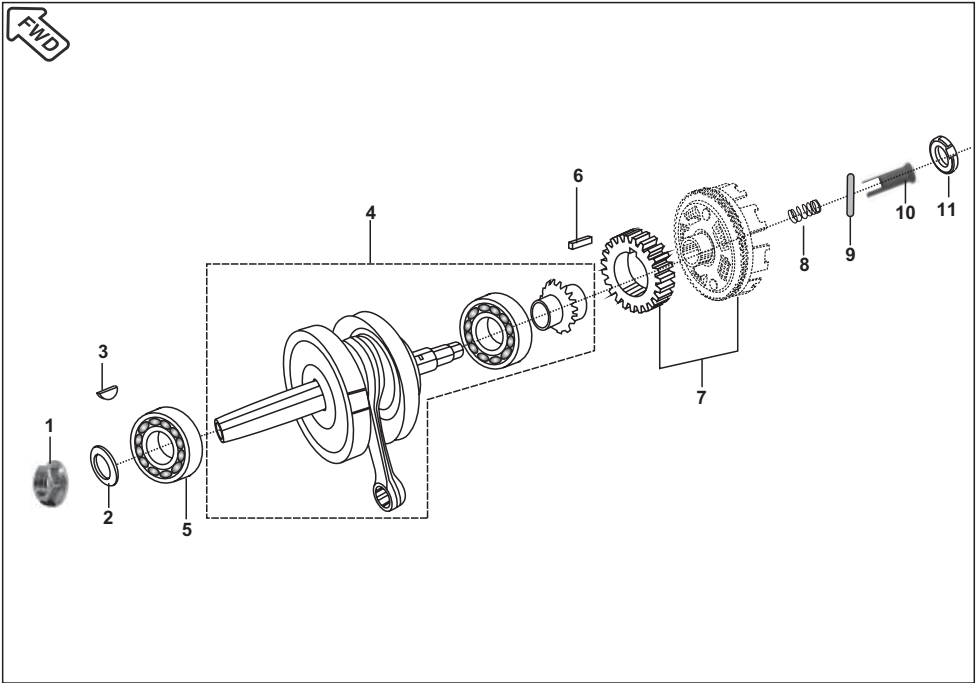
No.	Part No.	Description		Remarks
1	JA 5112 10	Shaft Rocker arm intake	1	(Length 36mm)
2	JA 5112 11	Shaft rocker arm exhaust	1	(Length 48mm)
3	JA 5112 04	Rocker arm with roller	2	
4	DG 1010 29	Collet Valve	4	
5	36 JA00 02	Valve kit	1	Ref. page no. 63
6	36 JA00 03	Valve repair kit	1	Ref. page no. 63
7	39 2017 19	Seal valve stem	2	



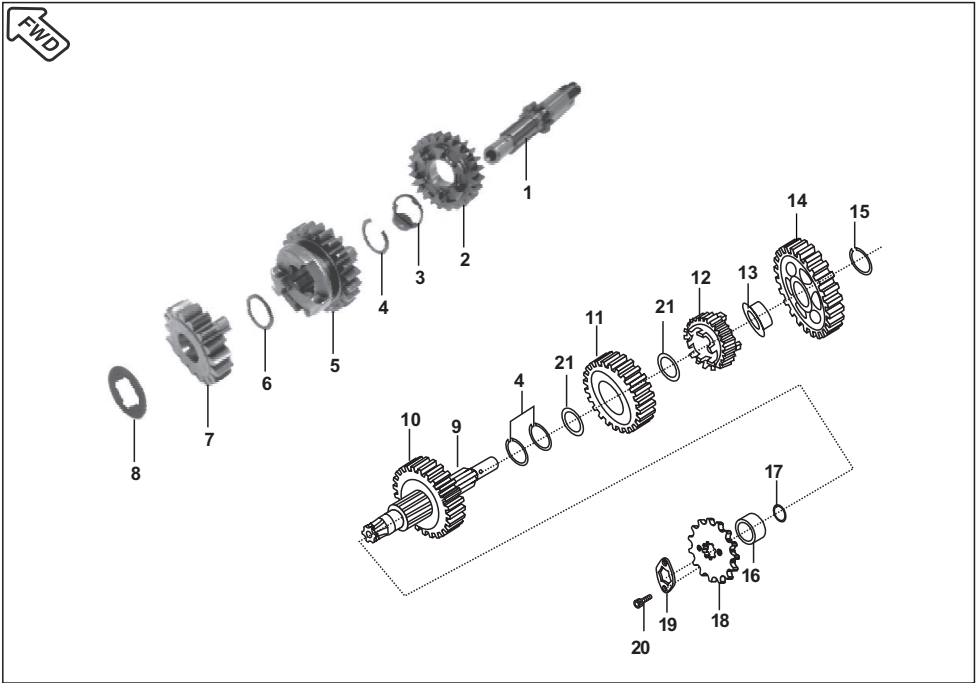
No.	Part No.	Description		Remarks
1	JW 5112 01	Camshaft assly.	1	From 28Apr08 (B21)
2	JA 5112 16	Specer cam sprocket	1	
3	JA 5112 17	Sprocket cam shaft	1	
4	JA 5112 18	Bolt integral collar	1	
5	JA 5310 11	Cam chain link	1	
6	36 JA00 04	Guide chain kit	1	Ref. page no. 63
7	DH 1010 11	Bolt special	1	
8	JA 5210 17	Adjuster assly chain	1	
9	CS 1011 28	Gasket	1	
10	JA 5210 18	Bolt	1	
11	JA 5210 19	Flange bolt	2	Adjuster assly chain mtg.
12	39 0594 17	Circlip Internal	1	



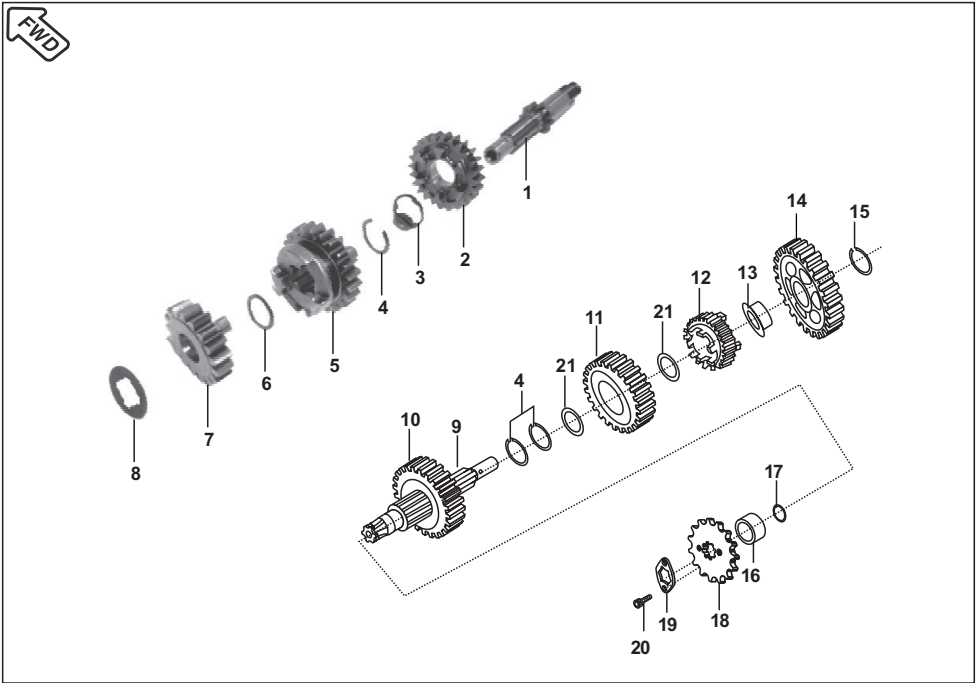
No.	Part No.	Description		Remarks
1	JA 5210 01	Gasket cylinder	1	Ref. page no.63
2	39 1000 06	Dowel Pin	2	
3	JA 5212 07	Piston ring set	1	
4	DP 1011 65	Wire circlip	2	
5	JA 5210 14	Cylinder block / Piston assly.	1	
6	JA 5210 15	Damper	3	
7	JA 3514 00	Thermal sensor	1	
8	JB 4022 02	Grommet for thermal sensor	1	




No.	Part No.	Description		Remarks
1	59 1500 14	Flange Nut	1	
2	59 1100 08	Belleville washer	1	
3	31 1011 73	Woodruff key	1	
4	JA 5310 00	Crank shaft assly.	1	
5	39 1864 20	Ball bearing	1	
6	DS 1011 54	Parallel key	1	Ref. page no.63
7	36 JA00 10	Set primary drive / driven	1	
8	JA 531012	Spring	1	
9	JA 5310 15	Parallel pin	1	
10	28 1010 58	Plunger oil	1	
11	JA 5310 07	Nut	1	



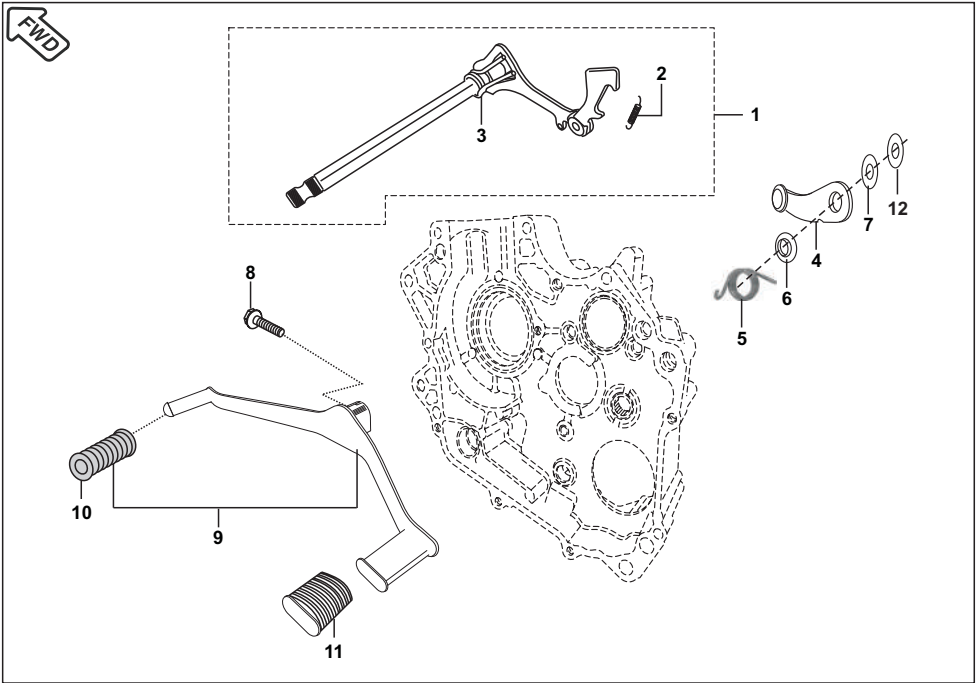
No.	Part No.	Description		Remarks
1	JB 5510 01	Shaft input transmission (12T)	1	
2	JA 5512 00	Gear 4th drive (24T)	1	
3	JA 5510 02	Spline washer	1	
4	39 0987 17	Ring snap	4	
5	JA 5512 01	Gear 3rd drive (22T)	1	
6	DS 1012 90	Washer 2nd drive	1	
7	JA 5512 02	Gear 2nd drive (17T)	1	
8	JA 5510 04	Washer thrust 2nd drive	1	
9	JA 5510 06	Shaft output transmission (34T)	1	
10	JA 5512 03	Gear 2nd driven (29T)	1	
11	JA 5512 04	Gear 3rd driven (26T)	1	
12	JA 5512 05	Gear 4th driven (23T)	1	
13	JA 5510 07	Bush 1st driven	1	
14	JA 5512 06	Gear 1st driven	1	
15	JA 5510 08	Washer thrust	1	



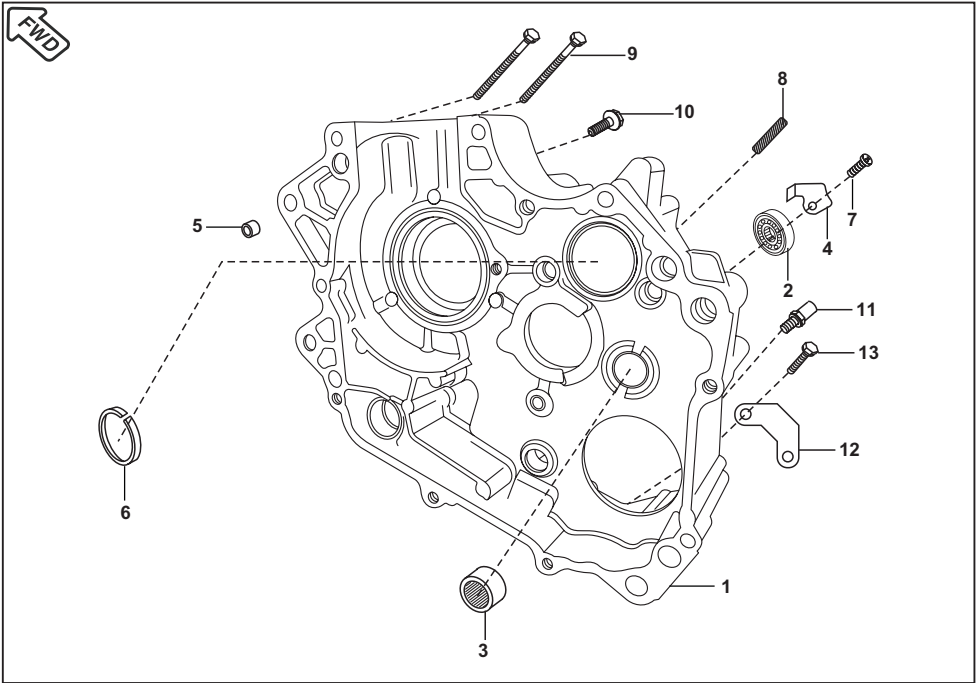
No.	Part No.	Description		Remarks
16	JA 5510 09	Caller sprocket drive	1	
17	59 2100 24	"O" ring caller sprocket	1	
18	JA 5510 10	Sprocket drive (15T)	1	
19	DU 1012 13	Plate lock sprocket	1	
20	39 1981 04	Socket head bolt	2	
21	JA 5510 02	Spline Washer	2	



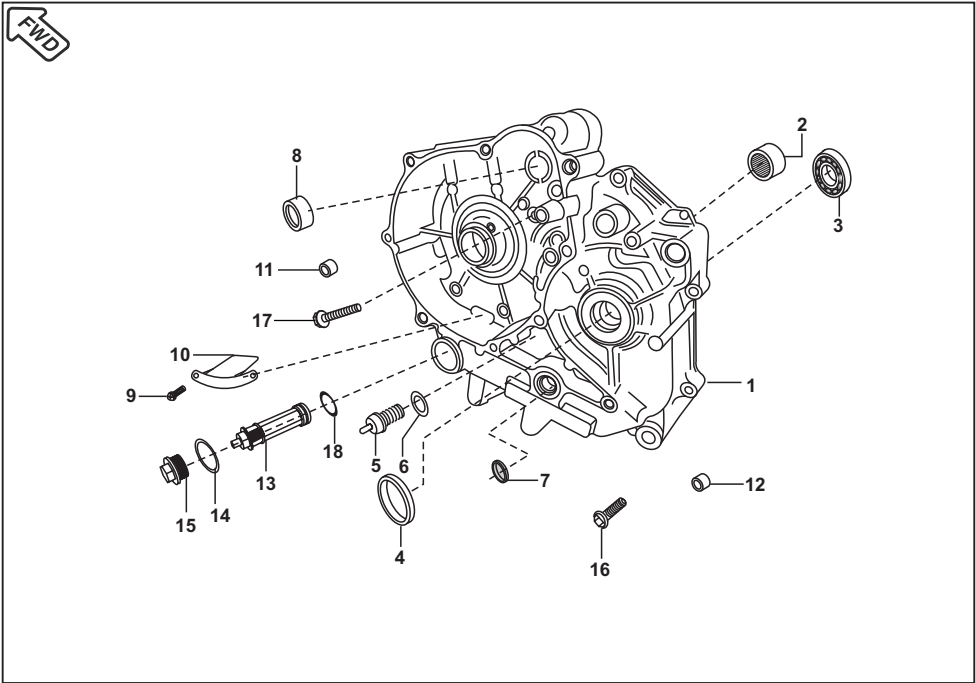
No.	Part No.	Description		Remarks
1	JA 5610 00	Drum complete gear shift	1	
2	39 0992 06	Dowel	5	
3	DP 1013 40	Allen bolt	1	
4	JA 5610 04	Shaft gear shift fork	2	
5	JA 5610 05	Fork gear shift output	1	
6	JA 5610 06	Fork gear shift input	1	
7	DK 1011 35	Bush	2	
8	JA 5610 02	Cam drum change	1	
9	JA 5610 03	Cup washer	1	



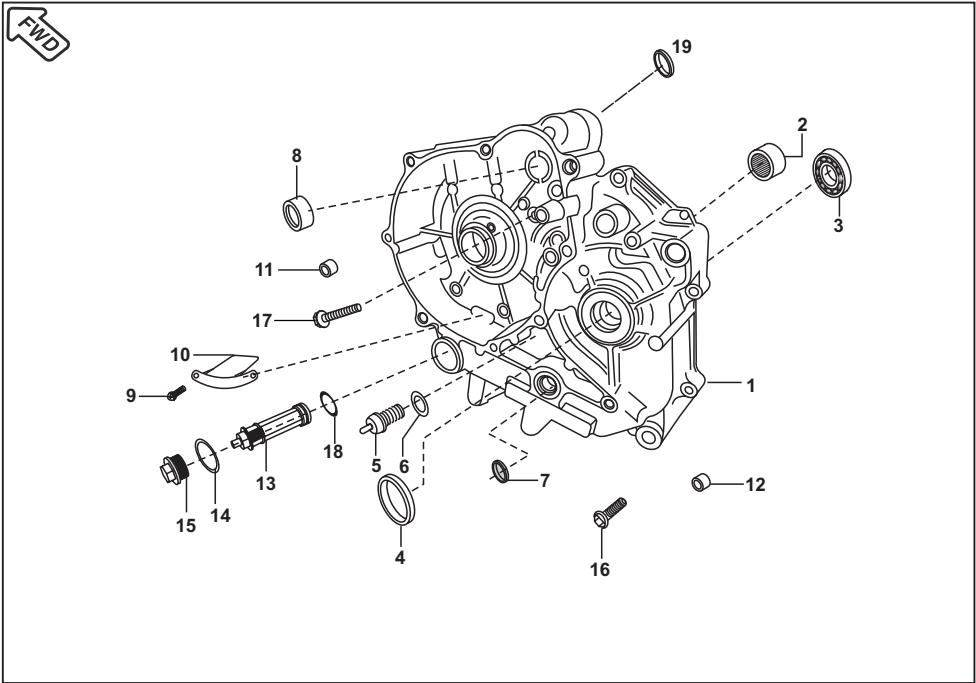
No.	Part No.	Description		Remarks
1	JA 5612 00	Lever comp. gear shift	1	
2	JA 5612 05	Extension spring	1	
3	JA 5612 06	Spring gear shift return	1	
4	JA 5612 07	Inhibitor com. gear shift	1	
5	JA 5612 08	Spring	1	
6	JA 5612 09	Step washer	1	
7	39 2704 11	Washer	1	
8	39 0817 15	Flange bolt	1	
9	JA 5614 00	Lever comp. gear shifter	1	with rubber damper
10	DH 1015 09	Damper	1	
11	DG 1013 39	Damper	1	
12	39 0817 15	Nut	1	



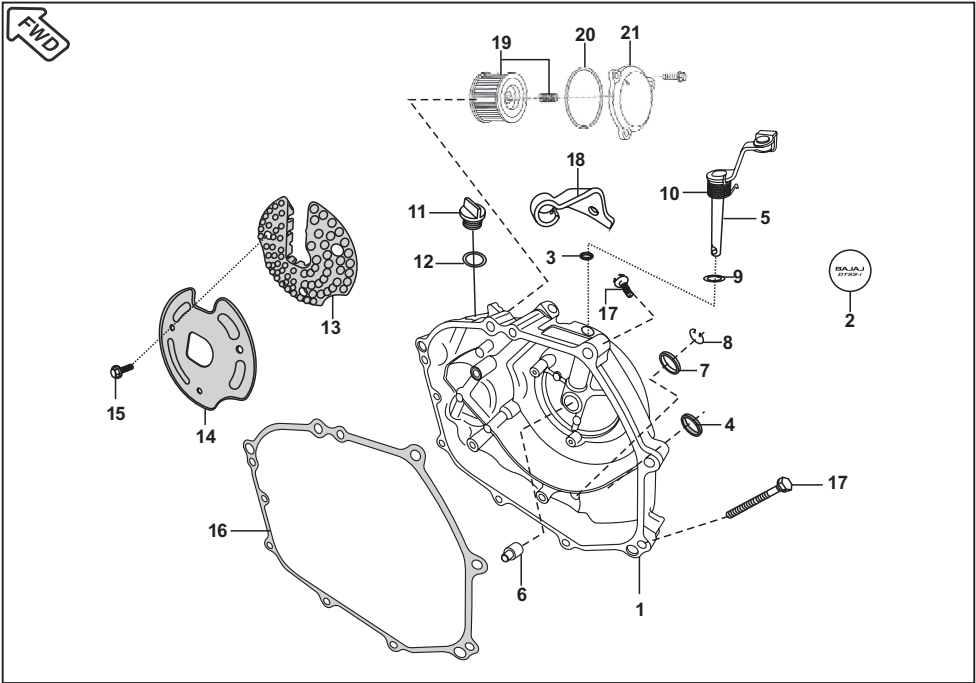
No.	Part No.	Description		Remarks
1	JA 5410 45	Crankcase RH	1	NRB + bush + stud
2	59 2000 36	Bearing Ball	1	
3	JA 5410 11	Needle Roller Brg.	1	
4	JA 5410 10	Stopper Plate	1	
5	39 1000 06	Dowel Pin	2	
6	DU 1010 85	Bushing	1	Cr. case mtg.
7	39 0746 01	Screw	1	
8	52 JA00 27	Stud precoated	1	
9	JA 5412 35	Bolt	2	
10	59 0400 38	Bolt flange	1	
11	JA 5410 14	Bolt shift change	1	
12	JA 5410 12	Guide kick	1	
13	39 1964 04	Hexagon bolt	2	



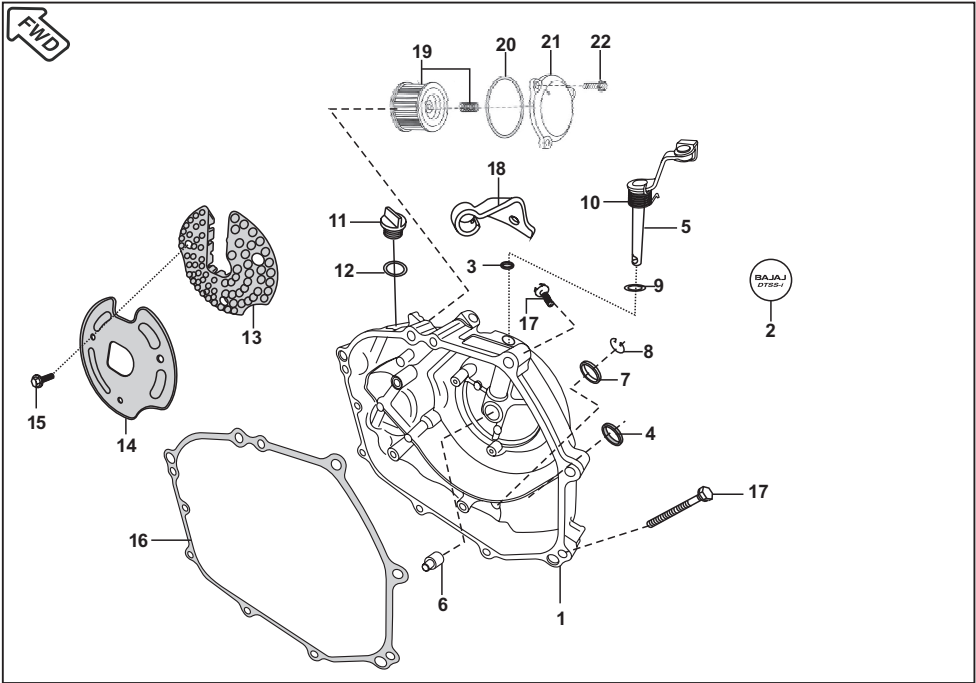
No.	Part No.	Description		Remarks
1	JA 5410 46	Crankcase LH	1	NRB + Bush + Orifice
2	39 2562 20	Needle roller bearing	1	
3	59 2000 36	Ball bearing	1	
4	39 1715 19	Seal oil	1	
5	31 2010 81	Neutral switch	1	
6	DH 1012 64	Gasket neutral switch	1	Shifter shaft Starter clutch
7	39 2190 19	Oil seal	1	
8	JA 5410 05	Bush brass	1	
9	39 0747 01	Pan head screw	2	
10	JA 5410 34	Stopper gear starter clutch	1	
11	39 1000 06	Hollow dowel pin	2	
12	39 0999 06	Hollow dowel pin	2	
13	JA 5410 19	Mesh filter oil pump	1	
14	59 2100 23	"O" ring cap strainer	1	
15	JA 5410 21	Cap strainer	1	



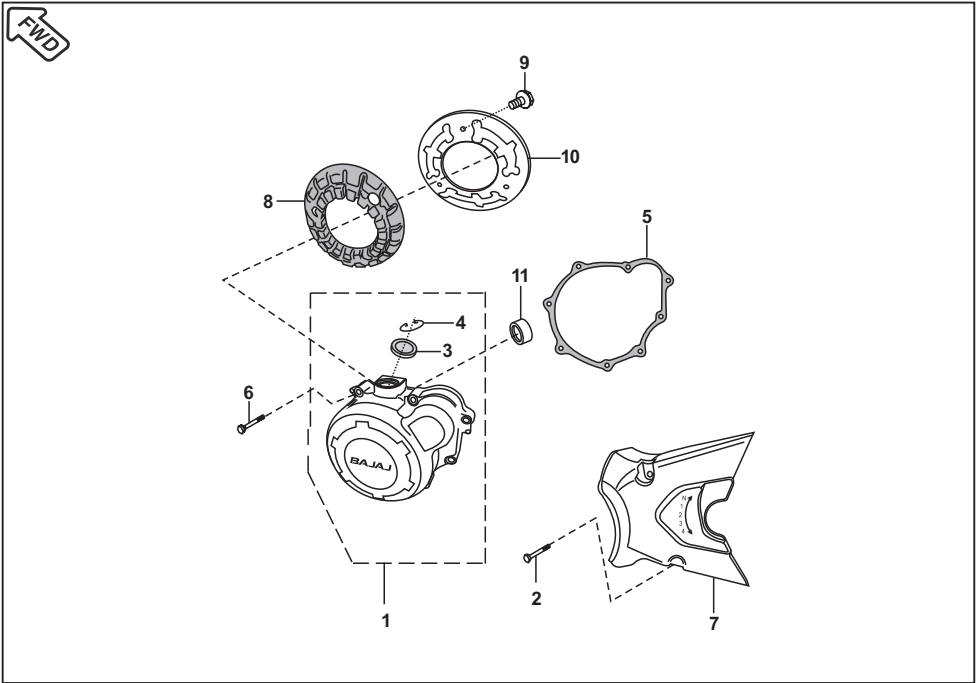
No.	Part No.	Description		Remarks
16	59 0400 38	Bolt flange	6	
17	39 1759 04	Bolt	1	
18	JA 5410 20	"O" ring mesh filter oil pump	1	
19	JA 5410 27	Damper for crankschaft	1	



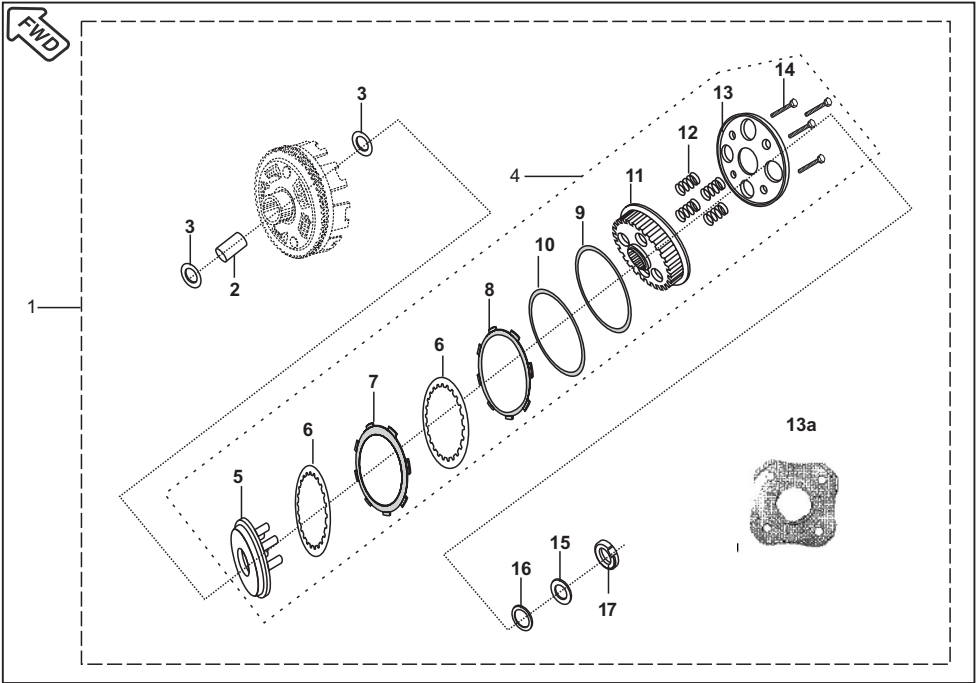
No.	Part No.	Description		Remarks
1	JA 5412 40	Clutch cover	1	with Decal + Gauge + Circlip
2	JA 2330 00	Decal clutch cover	1	
3	39 1041 19	Oil seal clutch cover	1	
4	30 1011 42	Oil seal (kick shaft)	1	
5	JA 5412 09	Shaft clutch release	1	
6	DP 1012 69	Rod push	1	
7	DG 1014 18	Gauge	1	oil level check
8	DS 1012 15	Wire circlip	1	
9	JA 5412 36	Plain washer	1	
10	JA 5412 37	Spring torsion clutch lever	1	
11	JA 5412 11	Cap oil filler	1	
12	JA 5412 25	"O" ring cap oil filler	1	
13	JA 5412 15	Damper	1	
14	JA 5412 16	Plate damper	1	
15	39 2208 04	Bolt flange	3	



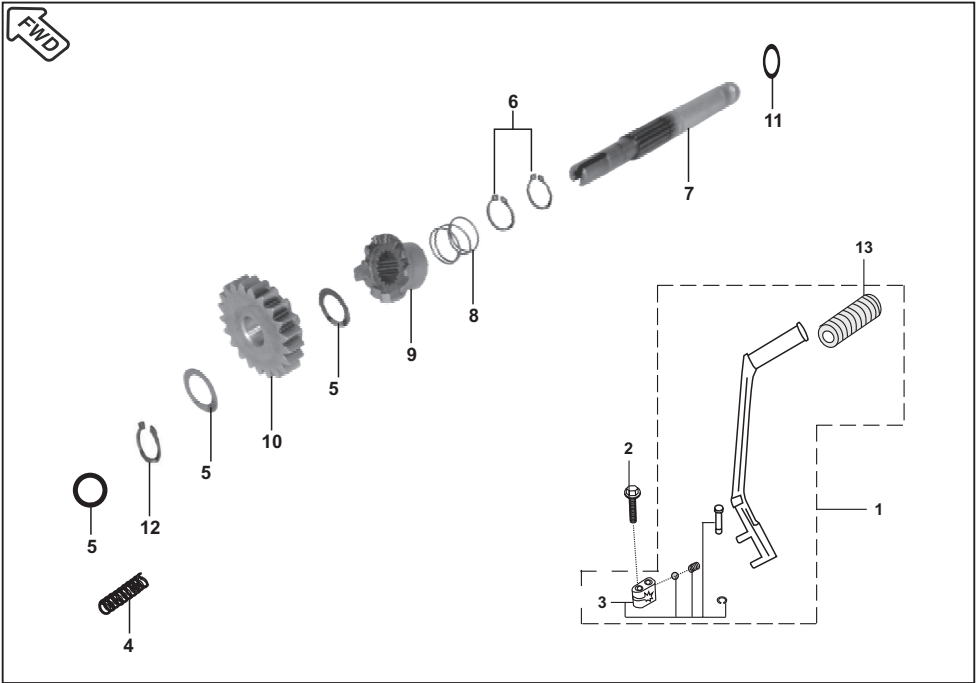
No.	Part No.	Description		Remarks
16	JA 5412 12	Gasket clutch cover	1	Clutch cover to C'case mtg.
17	59 0400 38	Bolt flange	8	
18	JA 5412 22	Bkt. clutch cable	1	
19	DD 1211 81	Oil filter assly.	1	
20	39 1671 21	"O" ring	1	
21	JA 5412 19	Cap filter	1	



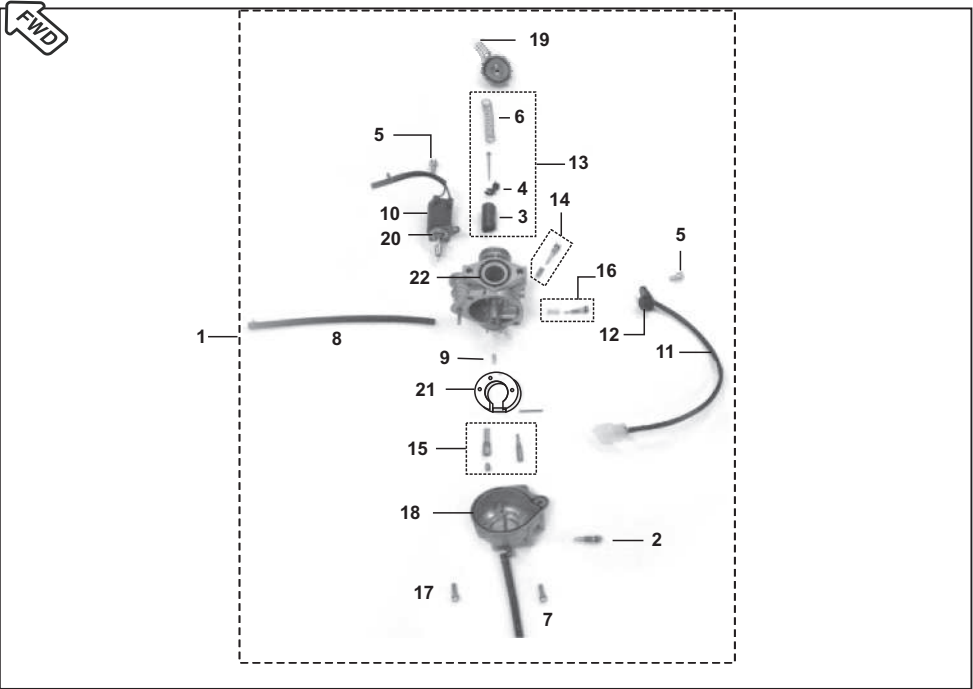
No.	Part No.	Description		Remarks
1	JA 5412 41	Cover magneto	1	With bush (Threaded cap design) Alt. JA 5412 02
2	59 0400 38	Bolt	2	
3	DG 1014 18	Gauge	1	
4	DS 1012 15	Wire Circlip	1	
5	JA 5412 05	Gasket Magneto Cover	1	
6	JA 5410 44	Bolt flange	8	
7	JA 5412 14	Cover LH Rear with Decal	1	
8	JA 5412 20	Damper Cover LH	1	
9	39 2208 04	Flanged Bolt	3	
10	JA 5412 21	Plate Damper Cover LH	1	
11	JA 5410 05	Bush	1	N.I. From Nov. 2007 N.I. From Nov. 2007
12	JA 5412 33	Threaded Cap	1	
13	30 1011 95	"O" Ring	1	



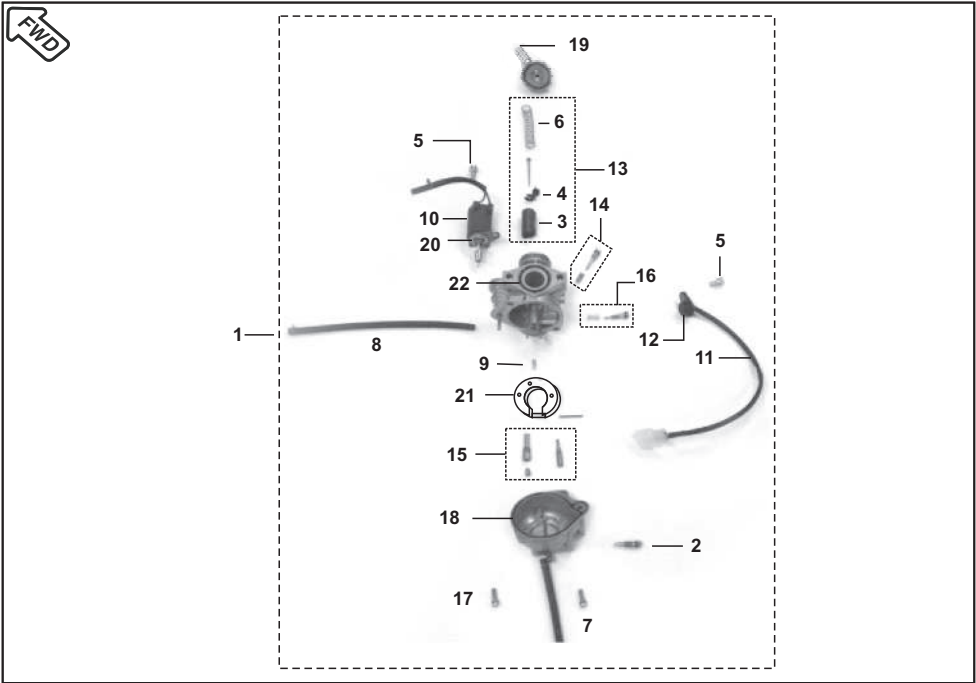
No.	Part No.	Description		Remarks
1	JA 5514 00	Clutch assly. complete	1	
2	JA 5514 06	Collar clutch	1	
3	39 2600 11	Washer	2	
4	JA 5514 13	Clutch plate assly.	1	
5	JA 5514 14	Wheel clutch	1	
6	JA 5514 19	Plate clutch	4	
7	JA 5514 18	Plate friction	4	(45 Segments)
8	JA 5514 17	Plate friction reduced	1	(30 Segments)
9	JA 5514 21	Plate judder	1	One side chamfer
10	JA 5514 22	Spring judder	1	
11	JA 5514 15	Hub clutch	1	
12	JA 5514 23	Compression spring	4	
13	JA 5514 08	Holder	1	
13a	JA 5514 05	Clutch holder (aluminium)	1	From 17Dec08 (B17)
14	39 1553 04	Bolt upset	4	
15	JA 5514 16	Belleville washer	1	
16	JA 5514 20	Plain Washer	1	
17	52 JA00 28	Nut Precoated	1	Hub clutch lock



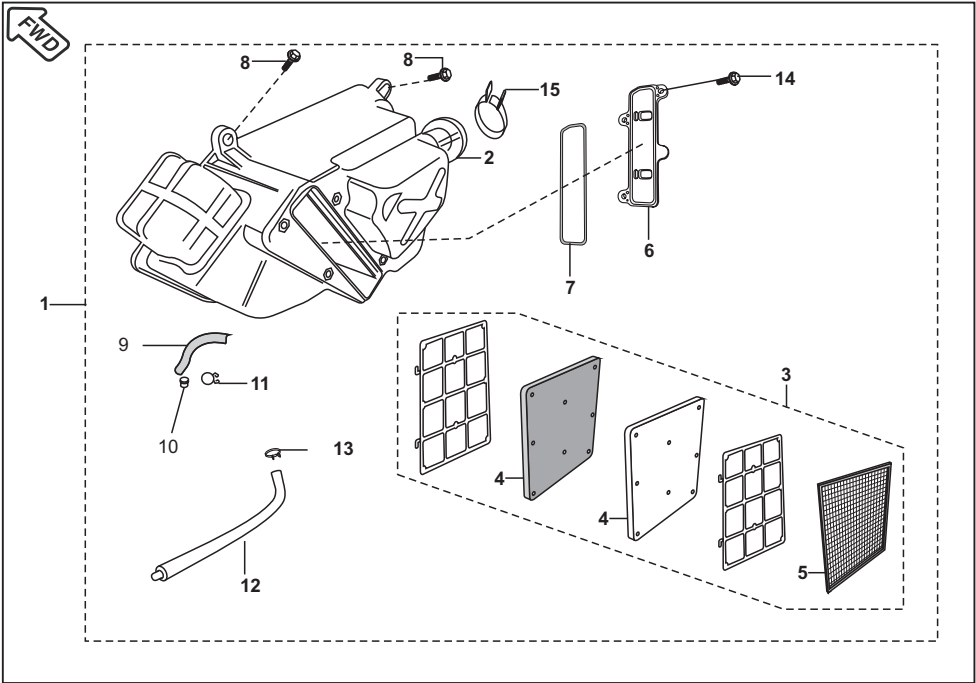
No.	Part No.	Description		Remarks
1	JA 6212 01	Lever assly. kick	1	
2	DP 1510 18	Bolt Special	1	
3	36 DU10 07	Boss Kick Set	1	Ref. page no. 63
4	DH 1011 25	Spring Kick Start Return	1	
5	39 0993 11	Plain Washer small	3	
6	39 0738 17	Circlip	2	
7	JA 6210 01	Spindle Kick Starter	1	
8	DS 1011 17	Spring Kick Starter	1	
9	JA 6210 02	Ratchet	1	
10	JA 6210 03	Gear spur kick starter	1	
11	JA 6210 06	Washer Thrust	1	
12	39 2408 17	Circlip	1	
13	DD 1010 97	Kick rubber	1	



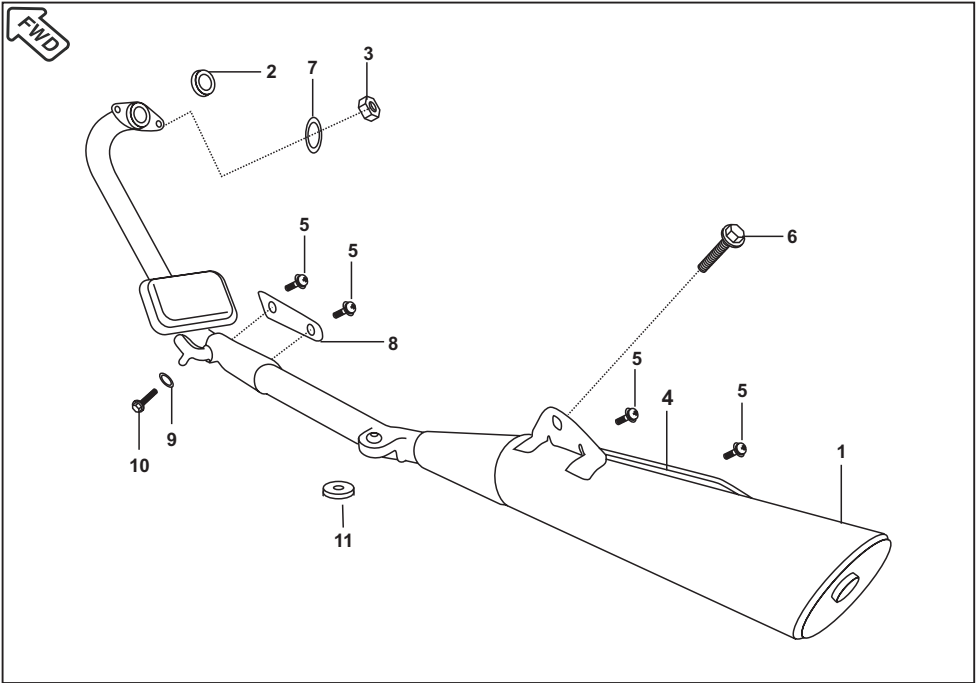
No.	Part No.	Description		Remarks
1	JB 5812 00	Carburettor assly.	1	
2	JA 5812 78	Drain Screw	1	
3	JA 5812 80	Valve throttle	1	
4	JA 5812 82	Bar clip needle jet	1	
5	JB 5812 48	Philips head screw	2	
6	JA 5812 85	Spring Throttle cap	1	
7	JA 5812 98	Tube over flow	1	
8	JA 5812 99	Tube air vent	1	
9	DD 1211 68	Valve complete float (float pin)	1	
10	JB 5812 05	Solenoid choke assly	1	
11	JB 5812 02	Throttle position sensor	1	
12	JA 5812 38	"O" Ring (TPS)	1	
13	JA 5813 10	Needle jet kit	1	
14	JA 5813 11	Air control screw kit	1	
15	JA 5813 13	Jet Kit	1	



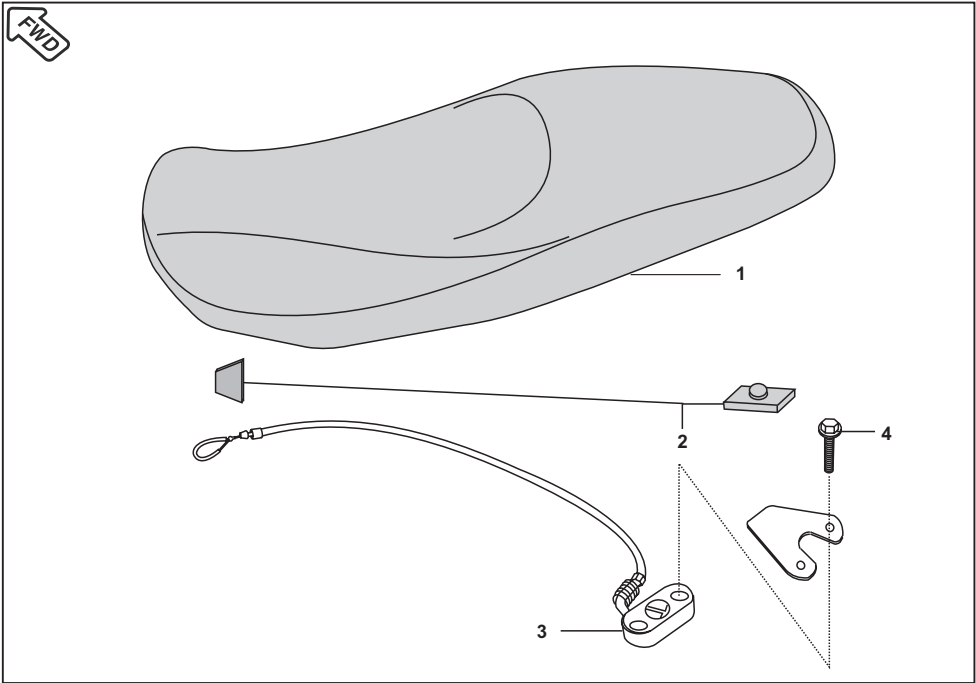
No.	Part No.	Description		Remarks
16	JA 5813 12	Idling screw kit	1	
17	JA 5812 77	Screw washer bowl M4x14	1	
18	JA 5812 76	Gasket	1	
19	JA 5812 91	Cable adjuster	1	
20	JA 5812 40	"O" ring	1	
21	JA 5812 68	Float complete	1	
22	JA 5813 01	"O" ring	1	



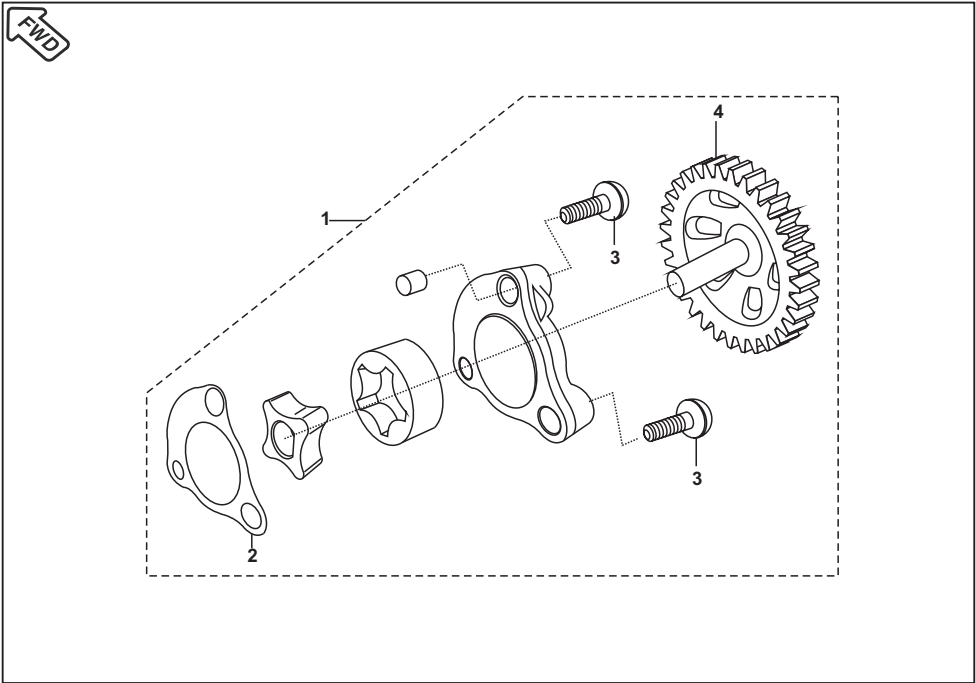
No.	Part No.	Description		Remarks
1	JP 5810 00	Air Filter Assly.	1	
2	JA 5810 15	Connecting Tube	1	
3	JA 5810 05	Cartridge assly.	1	
4	JA 5810 06	Element air filter	2	
5	JA 5810 09	Flame arrestor	1	
6	JA 5810 10	Cartridge cover	1	
7	JA 5810 11	"O" ring cartridge	1	
8	39 1773 04	Flange bolt	4	
9	JA 5810 12	Tube drain	1	
10	DS 1211 26	Plug	1	
11	DP 1210 25	Clamp	1	
12	JA 5110 11	Hose breather	1	
13	JA 5110 29	Clamp breather	1	
14	39 1673 04	Flange bolt	3	
15	DH 1210 38	Clamp	1	



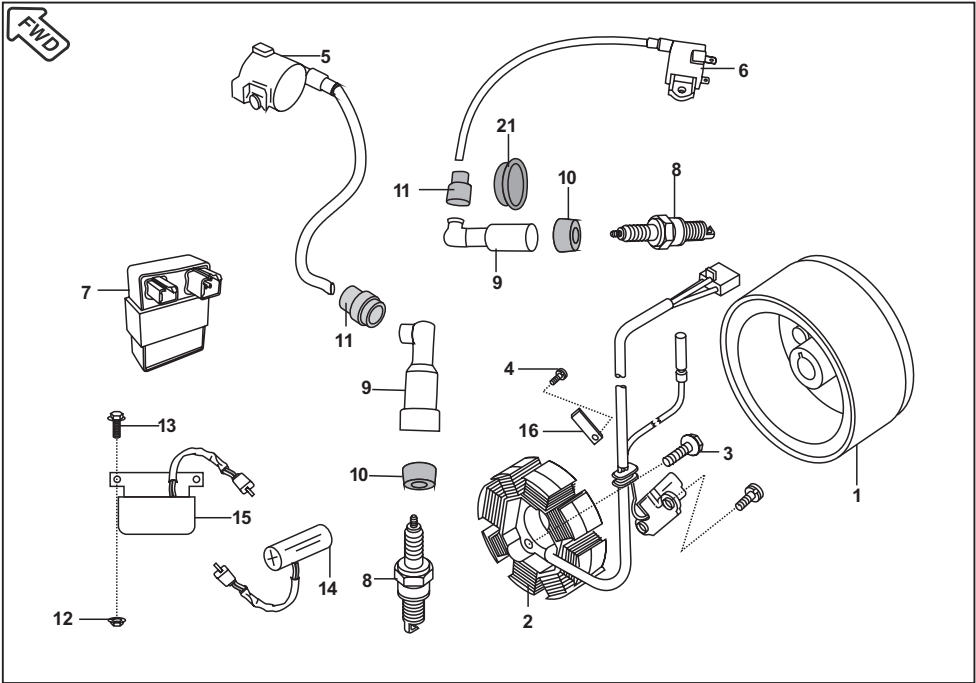
No.	Part No.	Description		Remarks
1	JA 5910 43	Silencer assly W/o shield	1	
2	CB 1011 14	Gasket exhaust mtg.	1	
3	JA 5910 40	Flange nut	2	
4	JA 5910 36	Shield silencer	1	
5	DH 1016 07	Trues screw	4	
6	JB 1130 04	Hex head bolt flange	1	
7	39 2492 11	Plain washer	1	
8	JA 5910 37	Shield exhaust tube	1	(CAT)
9	39 2492 11	Plain washer	1	
10	39 2754 04	Bolt	1	
11	DG 1612 24	Stand stopper rubber	1	



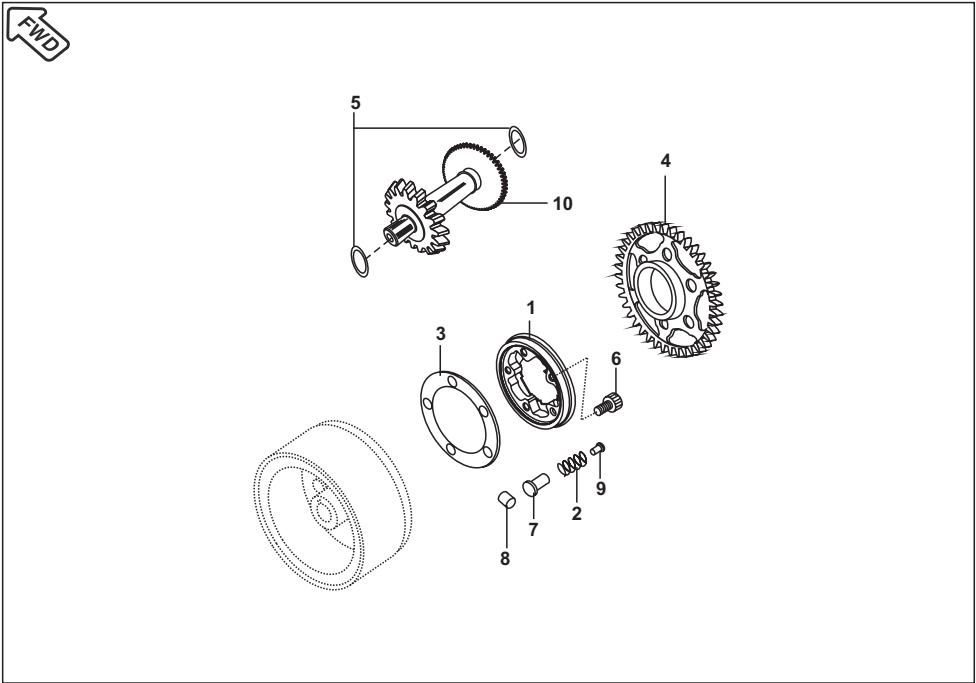
No.	Part No.	Description		Remarks
1	JB 1910 00	Seat assy. complete	1	Ref. page no.63
2	36 DS21 01	Seat damper kit	1	
3	JB 1910 03	Lock assy. seat	1	
4	39 1902 04	Bolt flange small	2	



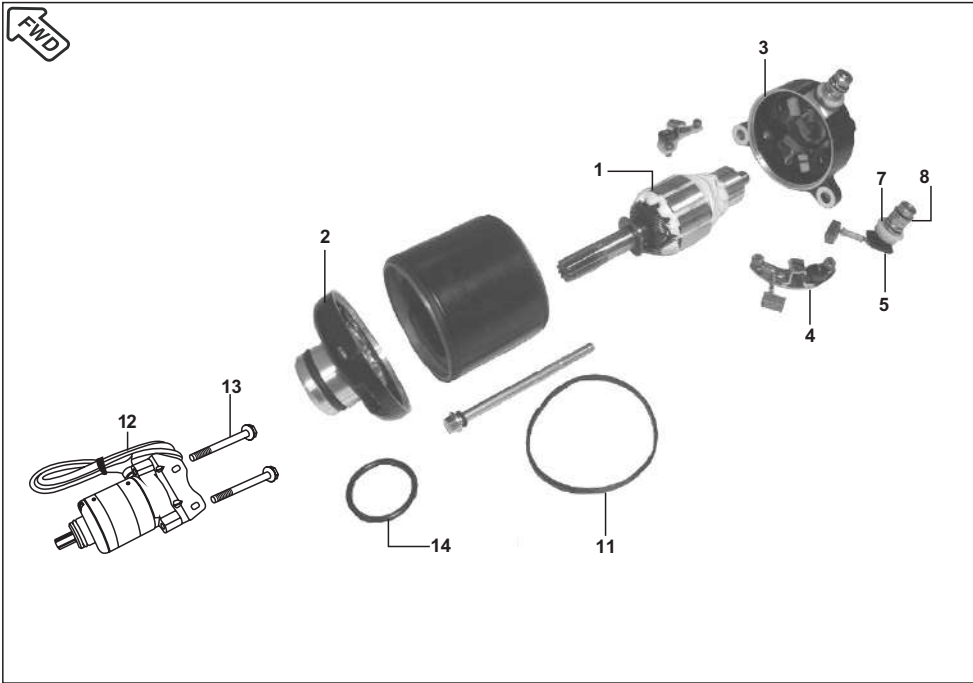
No.	Part No.	Description		Remarks
1	52 JA00 23	Oil pump assy.	1	
2	JA 5410 16	Gasket case oil pump	1	
3	39 0753 01	Pan head screw	3	
4	JA 5410 18	Gear driven + shaft oil pump	1	



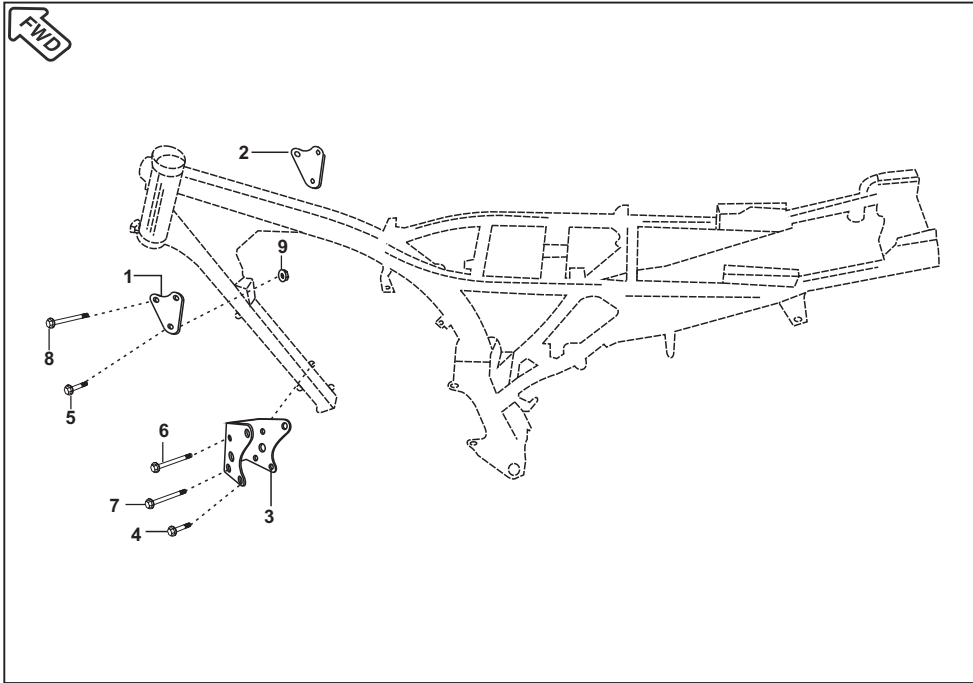
No.	Part No.	Description		Remarks
1	JA 3510 00	Roter assly.	1	
2	JA 3510 12	Stater assly. complete	1	
3	39 1674 04	Bolt flange	2	
4	39 0746 01	Pan head screw	3	
5	JA 3512 03	Ignition coil with cable & cap LH	1	
6	JA 3512 04	Ignition coil with cable & cap RH	1	
7	JA 3512 00	C.D.I. assly.	1	
8	DG 1110 08	Spark plug	2	
9	DD 1110 48	Spark plug cap	2	
10	DD 1110 11	Grommet spark plug cap	2	
11	DD 1110 12	Grommet for HT cable	2	
12	DJ 1810 65	Clip nut	1	
13	39 1943 04	Bolt flange	2	
14	DK 2010 36	Condenser	1	
15	JW 4020 01	DC Regulator with capacitor	1	From 24Sep09 (B24)
16	JA 5410 28	Lock plate	1	



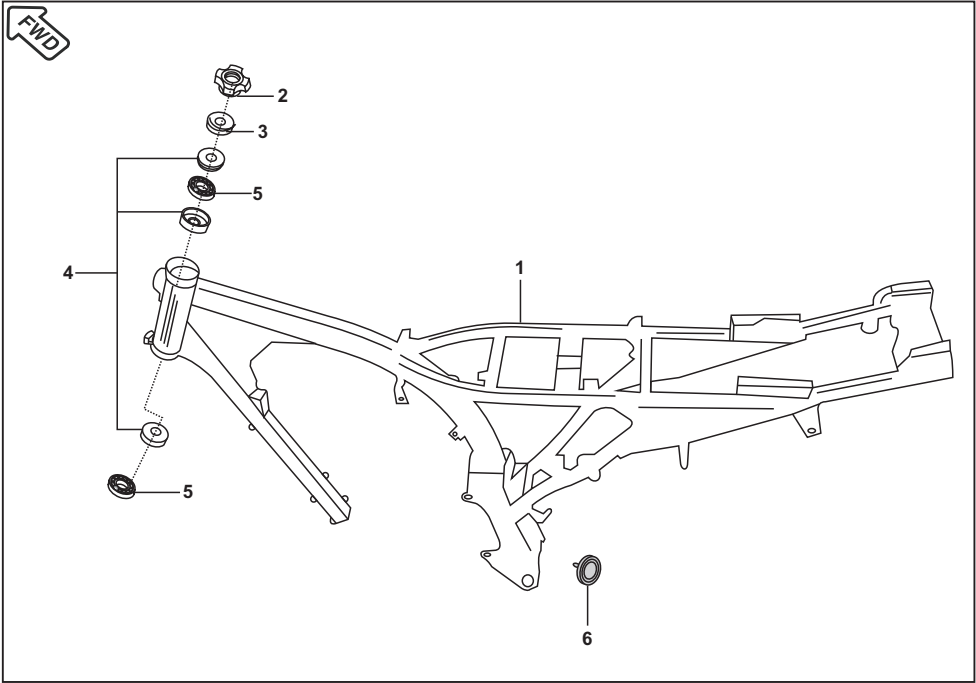
No.	Part No.	Description		Remarks
1	JA 6214 03	Body comp. starter clutch	1	
2	JA 6214 12	Spring	5	
3	DH 1017 81	Plate roller clutch	1	
4	JA 6214 10	Gear starter clutch	1	
5	JA 6214 02	Washer	2	
6	39 2437 04	Bolt socket	3	
7	DJ 1011 09	Bush for Spring Starter	5	
8	DH 1011 63	Roller	5	
9	JA 6214 11	Bush Spring Starter Clutch	5	
10	JA 6214 06	Drive assly.	1	



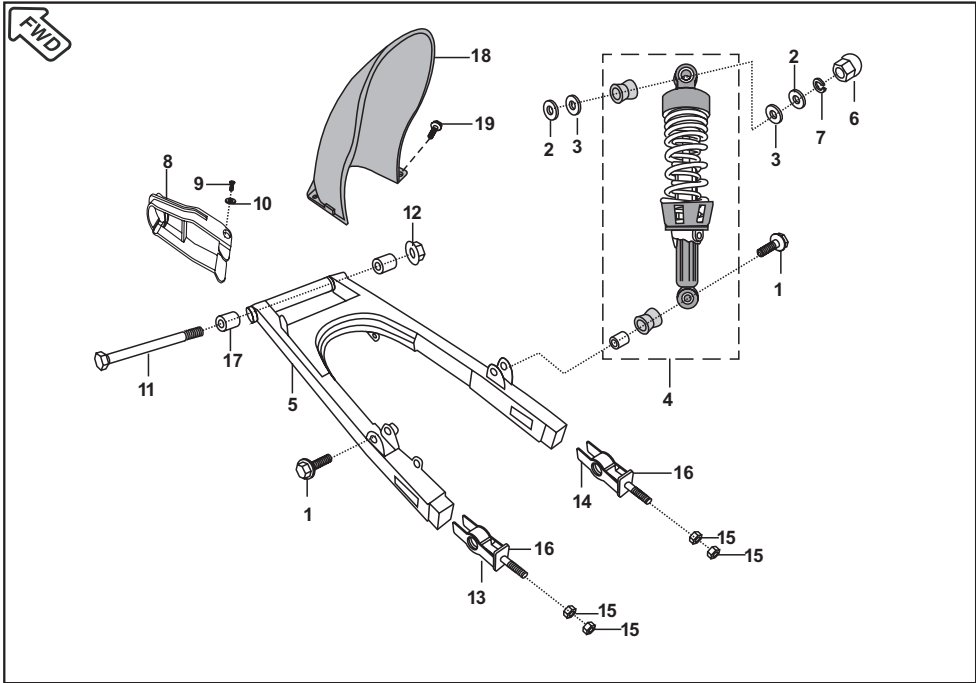
No.	Part No.	Description			Remarks
1	JA 3516 15	Armature Assly.	1		N.I.
2	JA 3516 16	DE Bracket Assly.	1		
3	JA 3516 17	CE Bracket Assly.	1		
4	JA 3516 18	Brush & Earth Plate Assly.	1		
5	JA 3516 19	Terminal assly	1		
6	JA 3516 20	Insul Bush	1		
7	JA 3516 21	"O" Ring (Terminal Insul)	1		
8	JA 3516 23	"O" Ring Terminal	1		
9	JA 3516 24	Brush Spring	2		
10	JA 3516 26	Seal Yoke	2		
11	JA 3516 27	"O" Ring Spigot	1		
12	JA 3516 00	Motor Assly.	1		
13	JA 5210 19	Flange Bolt	2		
14	JA 3516 02	"O" ring for motor assly.	1		



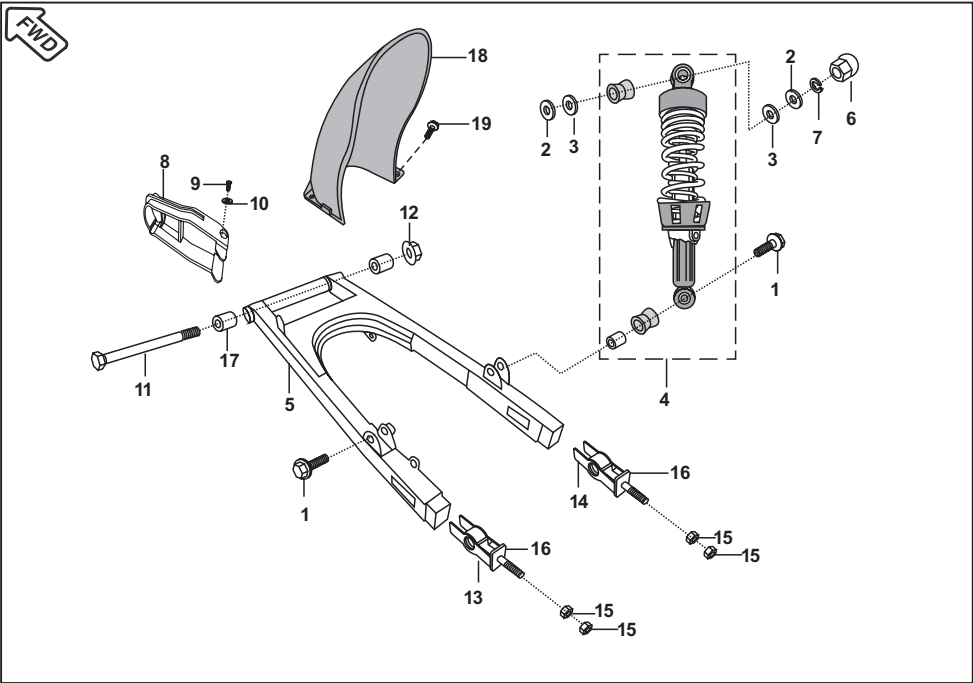
No.	Part No.	Description			Remarks
1	JA 1134 00	Bracket engine hanger LH	1		for engine mtg.
2	JA 1134 01	Bracket engine hanger RH	1		
3	JA 1134 02	Engine Mounting bracket front	1		
4	39 2723 15	Hex Nut Flanged	2		
5	JA 1134 03	Bolt Flanged	2		
6	JA 1134 04	Bolt flanged	3		for engine mtg.
7	39 2312 04	Bolt Flanged	3		
8	59 0400 17	Hex Bolt Flanged	1		
9	39 1970 15	Nut Flanged	7		



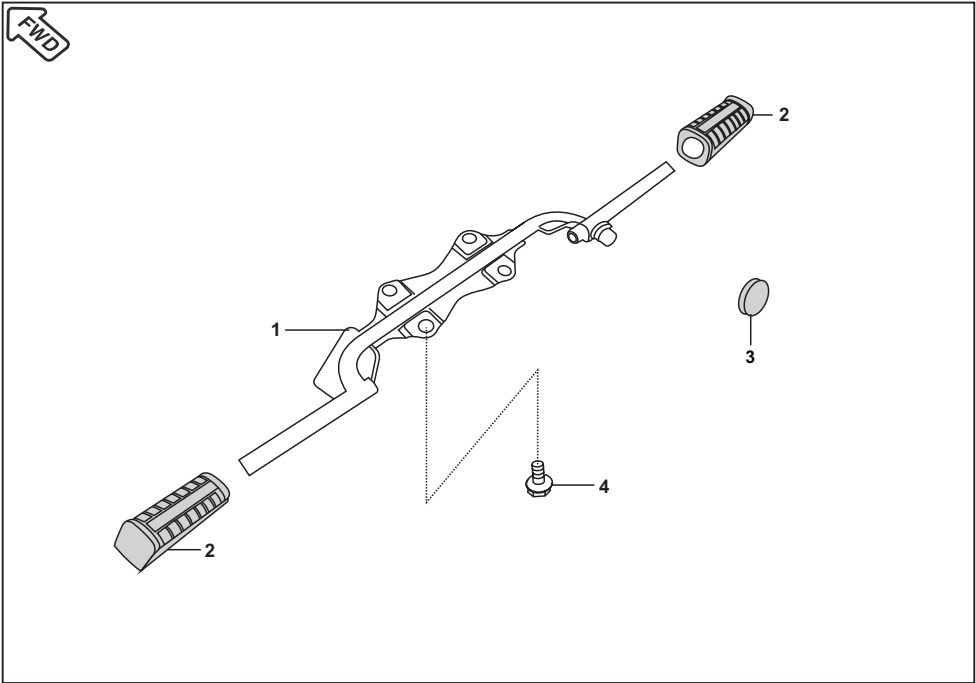
No.	Part No.	Description		Remarks
1	JB 1110 43	Frame Assly. comp	1	Stand rubber Mtd. on Frame From Nov. 2007 onwards
2	DS 1810 18	Nut Fork	1	
3	DH 1810 14	Cup - Steering	1	
4	36 3118 03	Bearing cone Kit	1	
5	DJ 1811 15	Cage Bearing	2	
6	JN 1132 00	Stand stopper rubber	1	



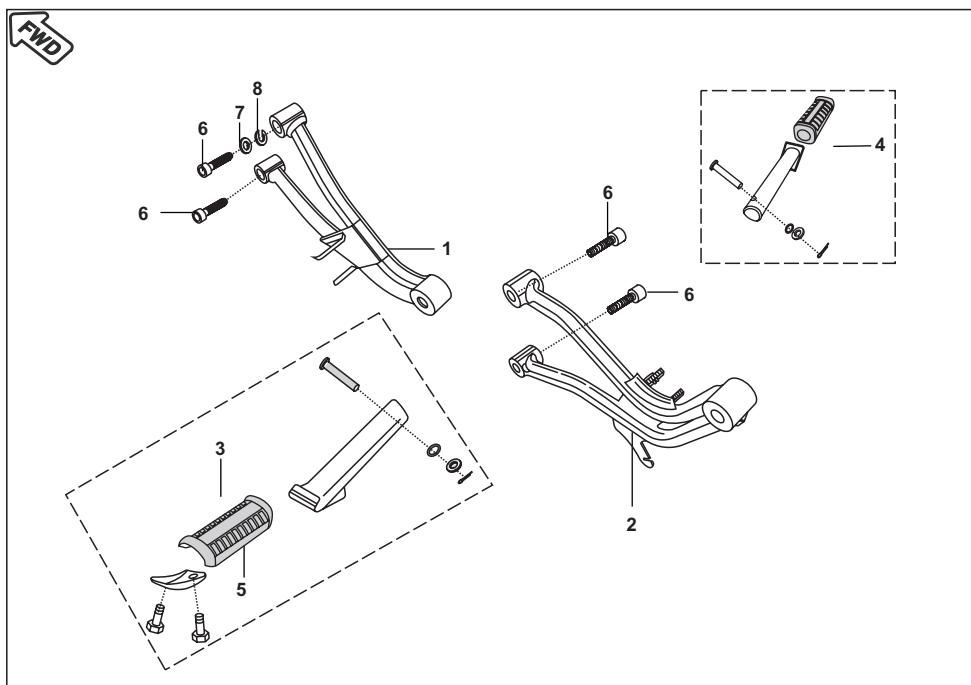
No.	Part No.	Description		Remarks
1	JB 1220 16	Hex. Bolt/ Flange	2	
2	JB 1220 11	Plain washer	4	
3	JB 1220 10	Plain washer	4	
4	JB 1220 13	Rear Shock Absorber	2	For Orange Colour
	JB 1220 14	Rear Shock Absorber	2	For Blue Colour
	JB 1220 05	Rear Shock Absorber	2	For Red Colour
	JB 1220 15	Rear Shock Absorber	2	For Silver Colour
5	JB 1220 07	Swing arm assly.	1	
6	JB 1220 09	Domed Cap Nut	2	
7	39 2726 12	Spring Washer	2	
8	JB 1220 03	Chain slider	1	
9	39 0553 02	Screw	2	
10	39 0454 11	Plain washer	2	



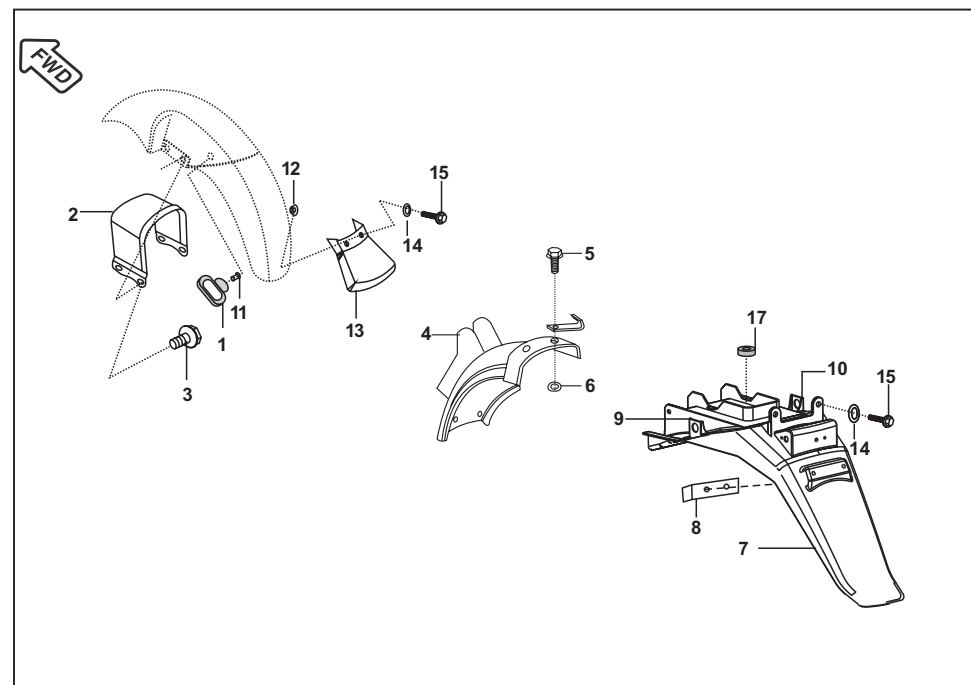
No.	Part No.	Description			Remarks
11	JB 1220 04	Shaft swing arm	1		
12	JB 1220 08	Special Nylock Nut	1		
13	DJ 1510 36	Adjuster chain LH	1		
14	DX 1510 14	Adjuster chain RH	1		
15	39 0292 15	Hexagon nut	4		
16	DJ 1510 47	Plate Chain Adjuster	2		
17	DP 1710 06	Silent bush	2		
18	JA 1814 20	Hugger	1		
19	DS 1612 24	Bolt step flange	3		



No.	Part No.	Description			Remarks
1	JA 1130 10	Stay main step fix	1		
2	DF 1614 13	Damper step front in PVC	2		
3	DH 1611 94	Stopper kick	1		
4	JA 1130 11	Bolt flange	4		



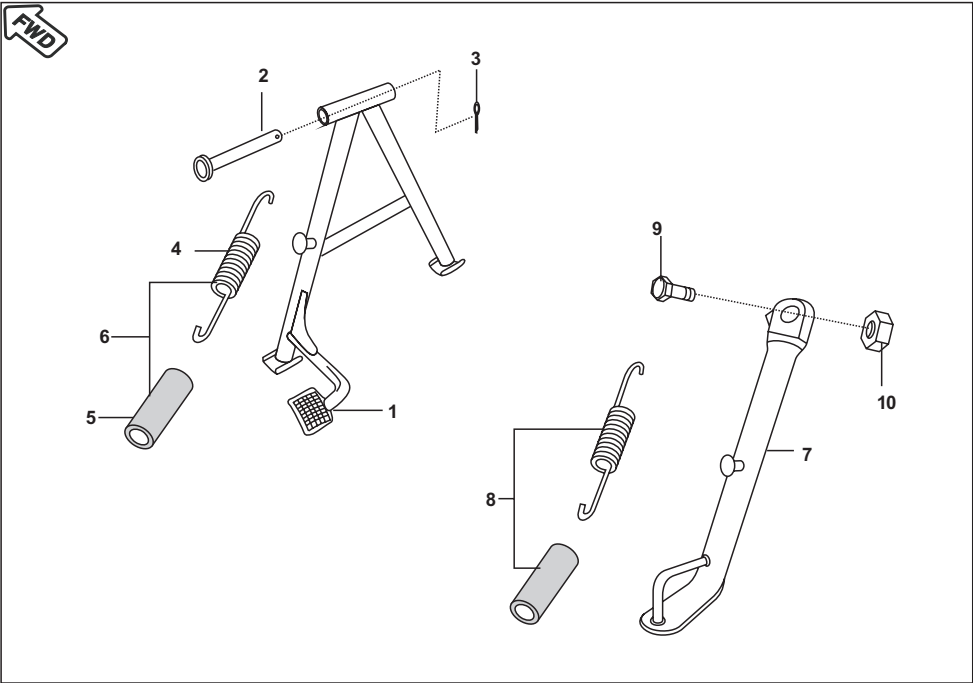
No.	Part No.	Description		Remarks
1	JB 1130 01	Holder LH step	1	
2	JB 1130 03	Holder RH step	1	
3	DX 1610 21	Pillion step assly. comp. LH	1	
4	DX 1610 24	Pillion step assly. comp. RH	1	
5	DX 1610 56	Rubber pillion step	2	
6	39 2310 04	Special Bolt	4	
7	39 0254 11	Plain washer	4	
8	39 0463 12	Spring washer	4	
9	DD 1613 81	Pin Pillion Step	2	
10	30 1410 31	"O" Ring	2	
11	39 1040 11	Plain Washer	2	
12	39 0784 08	Split Pin	2	



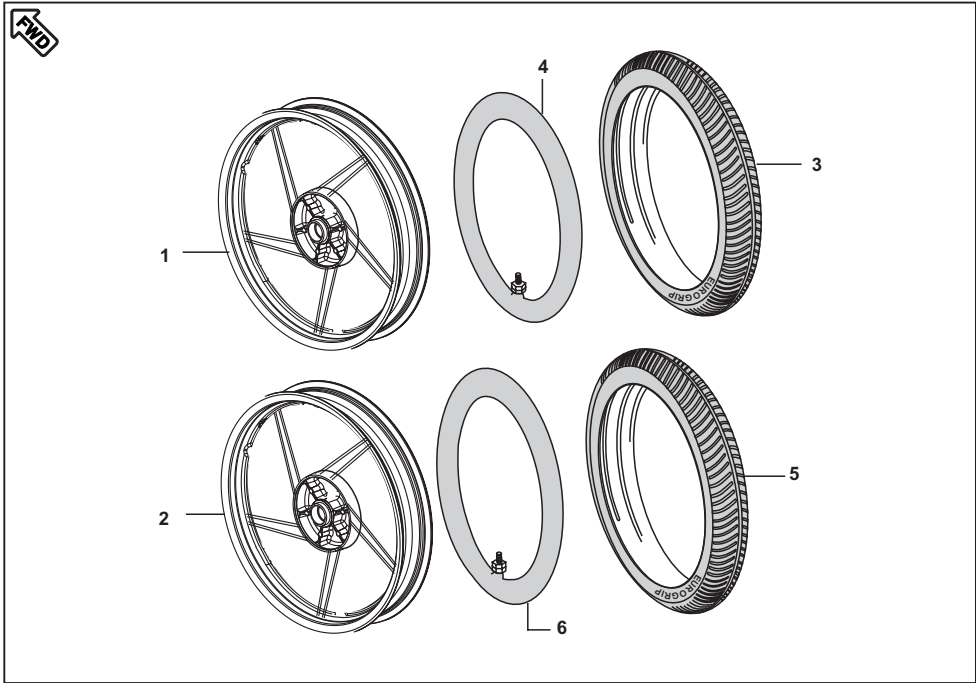
No.	Part No.	Description		Remarks
1	DS 1611 25	Cable Guide	1	
2	JB 1814 14	Brace fender	1	
3	JB 1814 12	Flange bolt	4	
4	JB 1814 04	Fender rear front	1	
5	39 1943 04	Flange bolt	3	
6	39 0211 11	Plain washer	3	
7	JB 1814 06	Fender rear	1	
8	JB 1814 07	Stay RR fender	2	
9	JB 1814 08	Clip nut LH	1	
10	JB 1814 09	Clip nut RH	1	
11	DJ 1610 69	Nail for Cable Guide	1	
12	39 0326 15	Nyloc Nut	3	
13	JB 1814 03	Flap Front fender	1	
14	39 0242 11	Plain Washer	3	
15	39 2420 01	Screw pan head	3	
16	DK 1810 41	Speed sensor holding clamps	2	
17	DK 1810 42	Rubber	2	

For fixed fr. no. plate
Fender front mtg.

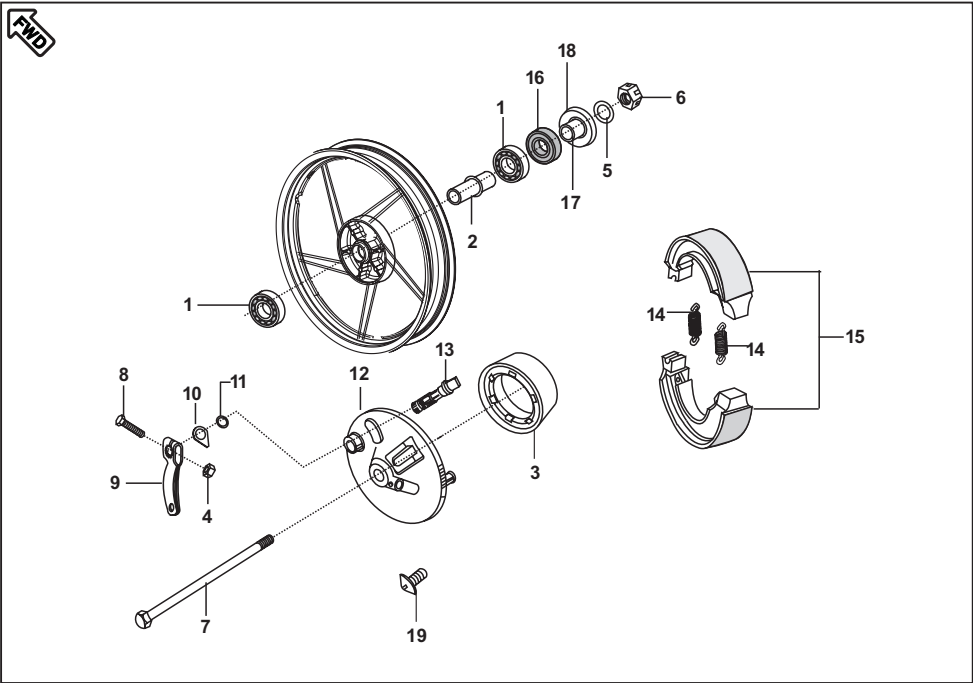
NI



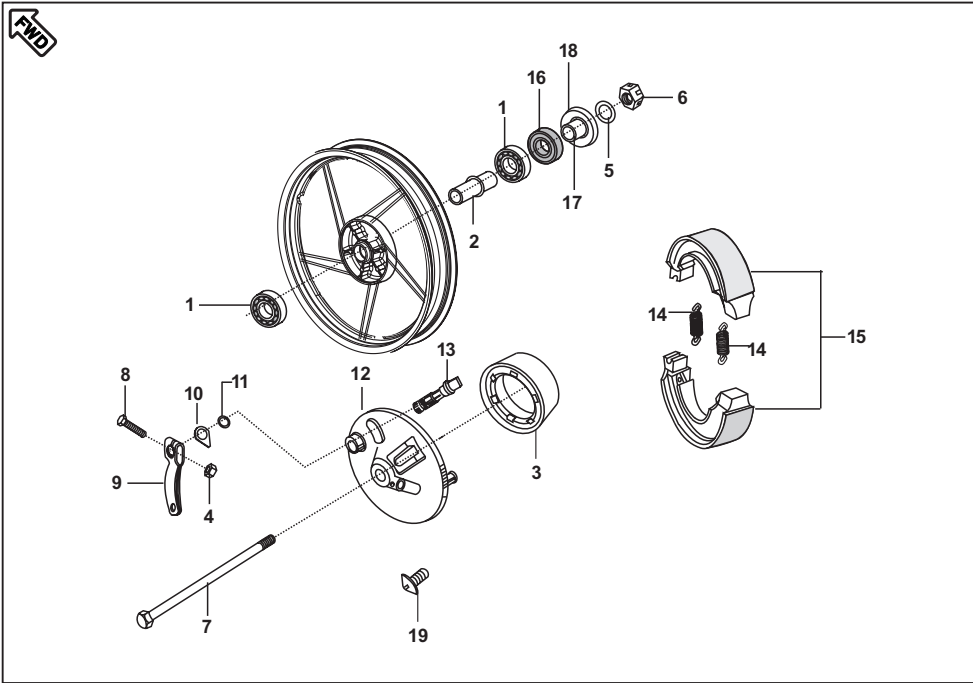
No.	Part No.	Description			Remarks
1	JB 1132 00	Center Stand	1		
2	JA 1132 01	Shaft stand	1		
3	39 0797 08	Pin cotter	1		
4	DH 1611 21	Spring main stand	1		
5	DH 1611 45	Cover spring main stand	1		
6	DH 1612 39	Spring main stand with cover	1		
7	JA 1132 02	Stand side	1		
8	DH 1612 40	Spring side stand with cover	1		
9	DF 1611 02	Bolt	1		
10	39 0422 15	Nut	1		



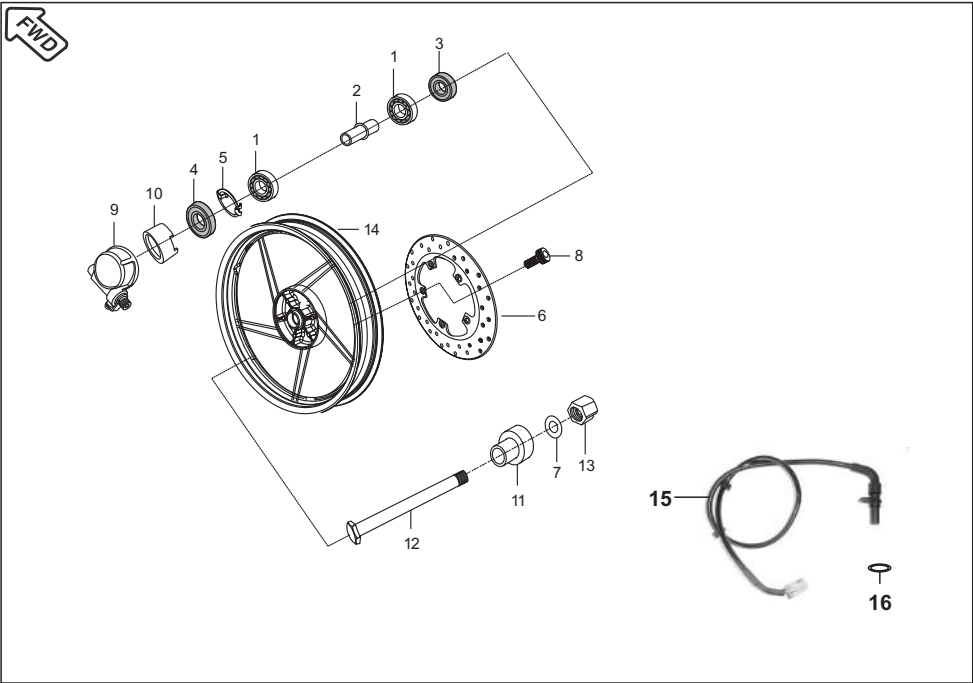
No.	Part No.	Description			Remarks
1	JB 1310 16	Wheel Rim Front	1		
2	JB 1312 22	Wheel Rim Rear	1		
3	DS 1510 48	Tyre Front	1		} Not Serviceable
4	DS 1510 49	Tube Front	1		
5	DS 1510 52	Tyre Rear	1		
6	DS 1510 53	Tube Rear	1		



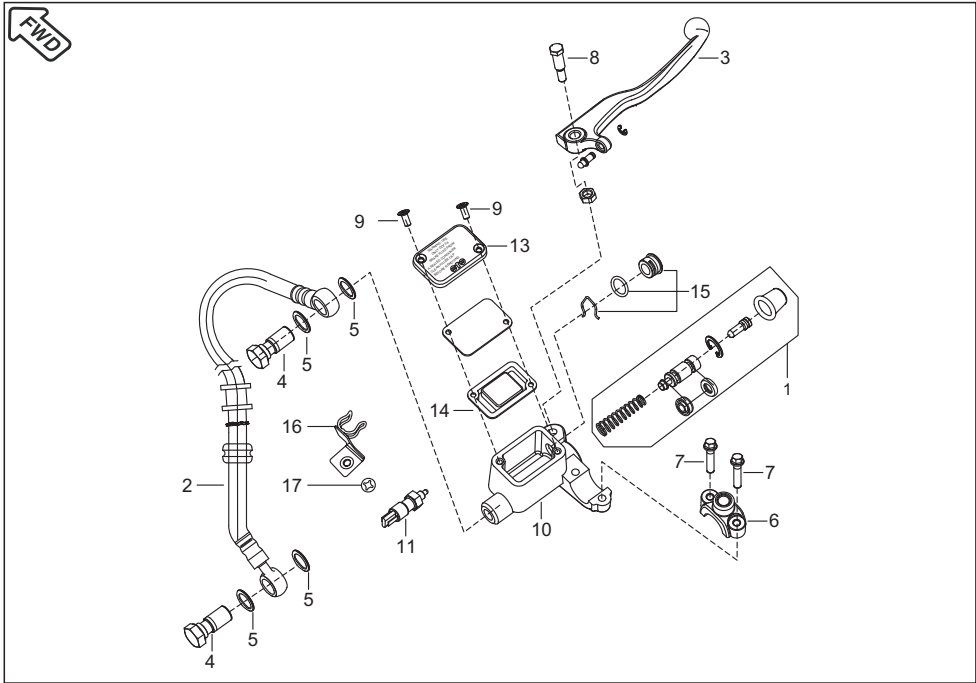
No.	Part No.	Description		Remarks
1	39 2688 20	Bearing Ball	2	
2	30 1510 32	Collar Bearing	1	
3	JB 1310 08	Ring speed sensor	1	
4	DS 1510 94	Nut	1	
5	JB 1310 18	Plain washer	1	
6	JB 1310 19	U Nut	1	
7	JB 1310 17	Axle	1	
8	DS 1510 95	Bolt	1	
9	DS 1510 92	Lever brake cam	1	
10	DS 1510 91	Indicator	1	
11	30 1510 38	Ring 'O'	1	
12	JB 1316 01	Panel front brake	1	
13	DS 1510 89	Cam brake	1	
14	30 1510 69	Spring	2	
15	30 1511 05	Shoe brake	1	



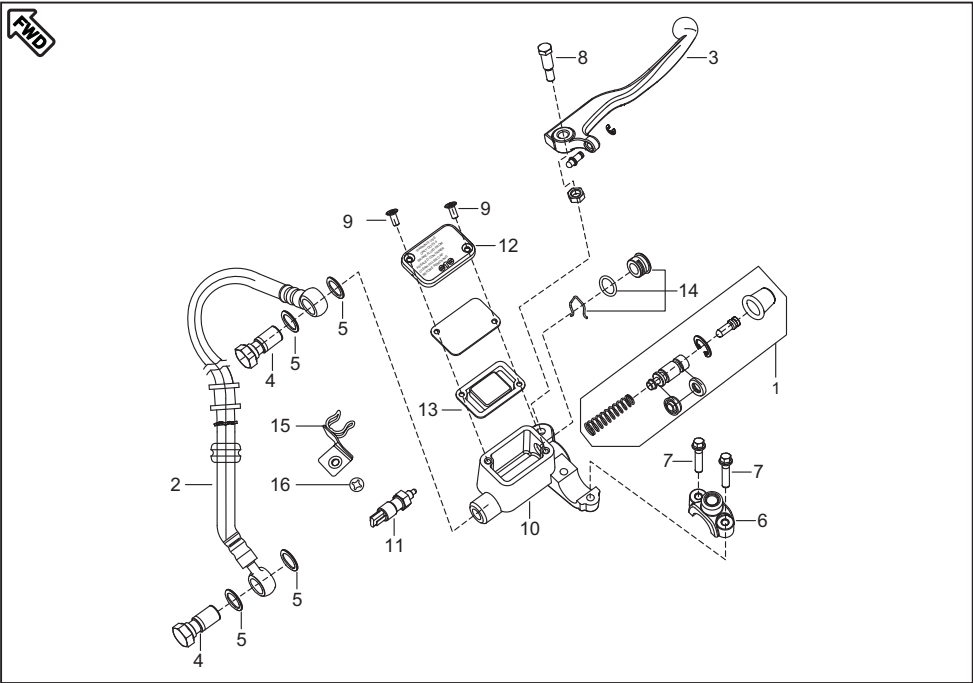
No.	Part No.	Description		Remarks
16	30 1510 33	Oil Seal	1	
17	JB 1310 22	Spacer	1	
18	DS 1510 56	Dust Seal	1	
19	JB 1310 20	Pan head screw	1	
20	39 0198 11	Plain washer	1	



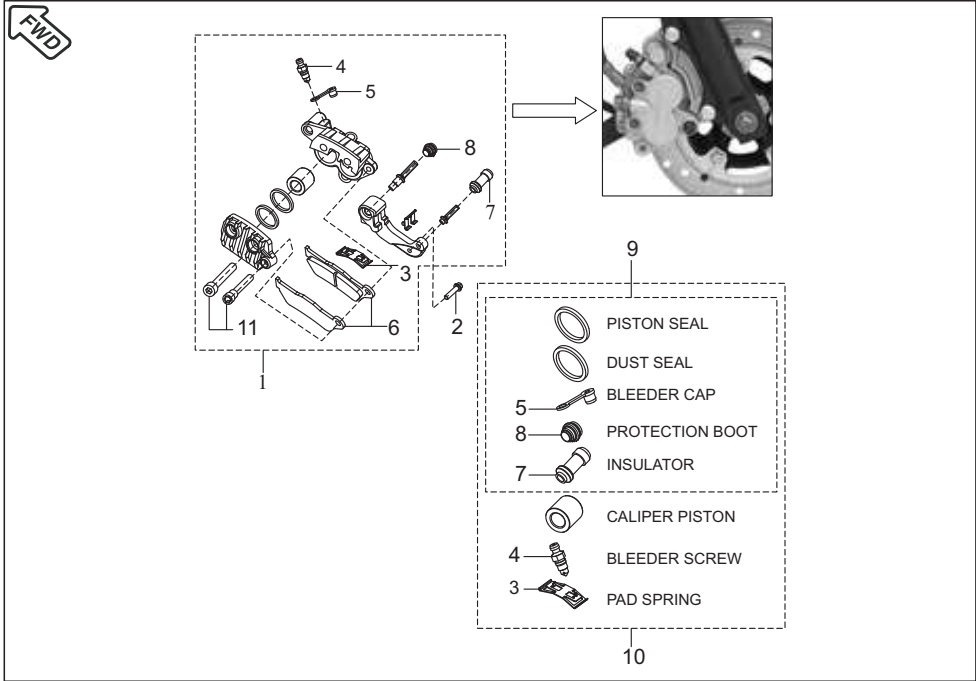
No.	Part No.	Description		Remarks
1	39 2688 20	Bearing Ball	2	
2	DE 1510 06	Spacer Assly.	1	
3	30 1510 33	Seal Oil	1	
4	DE 1510 08	Seal Oil	1	
5	DE 1510 12	Plate Drive	1	
6	JW 1318 06	Disc (200 mm Dia)	1	
7	JB 1310 18	Plain Washer	1	
8	LA C000 02	Hex. Soc. Head Bolt	5	
9	JN 1316 03	Case Meter Assly	1	
10	DJ 1510 94	Rotor Speedo (Disc)	1	
11	JN 1310 03	Spacer	1	
12	JB 1310 17	Axle	1	
13	JB 1310 19	'U' Nut	1	
14	JW 1310 04	Wheel Rim	1	
15	JB 1310 07	Speed sensor cable (hook)	1	
	JB 4024 01	Speed sensor cable (clip)	1	From 26Dec08 (B16)
16	JB 1310 23	Speed sensor "O" ring	1	



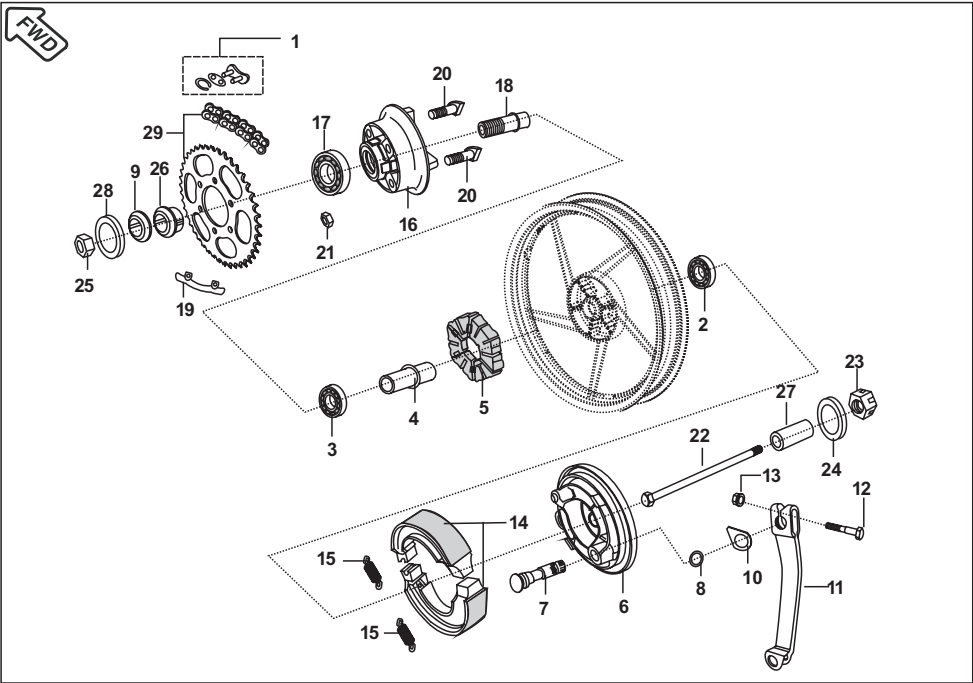
No.	Part No.	Description		Remarks
1	DJ 1910 23	Major Kit - Master Cylinder	1	
2	JW 1318 05	Hose Brake Front	1	
3	DJ 1910 59	Lever Grip RH	1	
4	DE 1910 11	Banjo Bolt	2	
5	DE 1910 10	Washer Copper	4	
6	DE 1910 34	Clamp Holder RH	1	
7	DJ 1910 28	Bolt	2	
8	DJ 1910 29	Bolt Front Brake Lever	1	
9	DE 1910 30	Screw	2	
10	DE 1510 15	Cylinder Master	1	
11	DE 2010 16	Front Brake Switch	1	



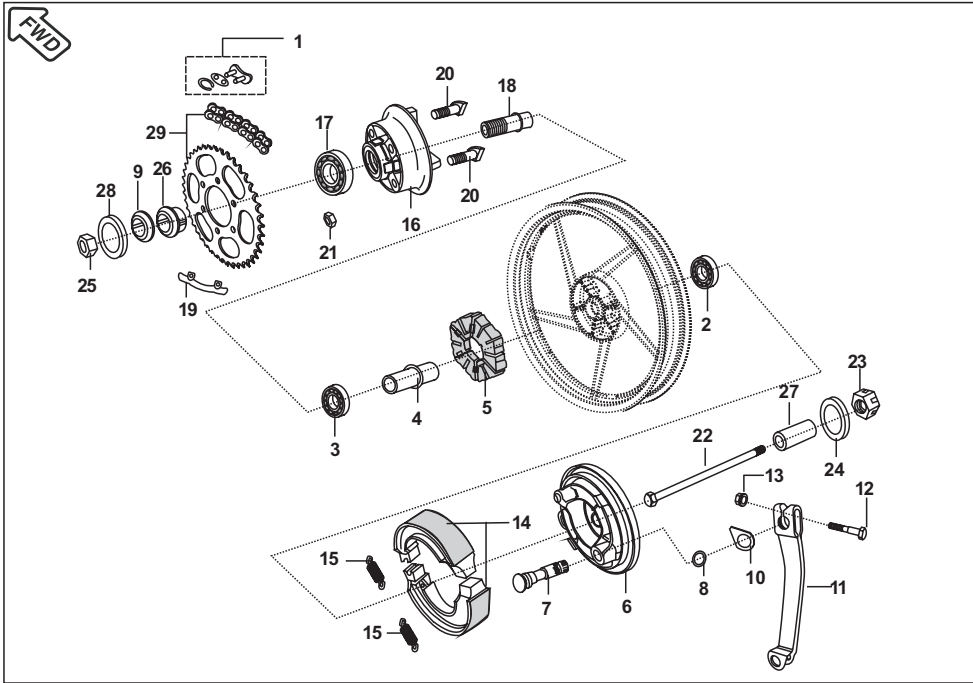
No.	Part No.	Description		Remarks
12	DE 1910 29	Reservoir Cover	1	N.I.
13	DE 1910 28	Diaphragm	1	
14	59 2100 19	'O' Ring Master Cylinder Kit	1	
15	DE 1510 41	Lock Washer	1	
16	DJ 2011 08	Cable Assly For Switch	1	



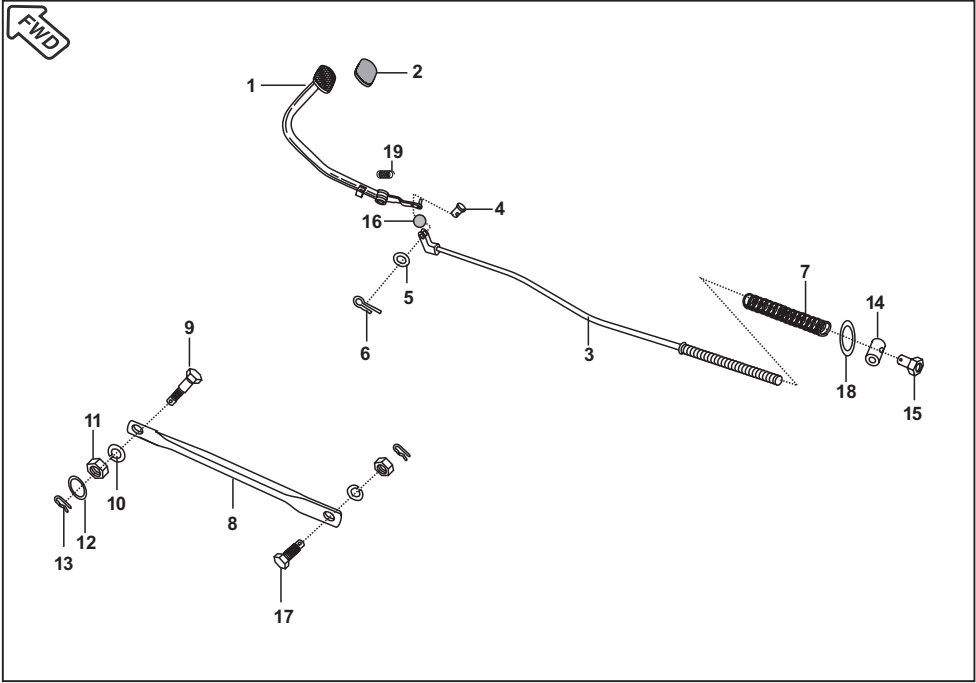
No.	Part No.	Description		Remarks
1	JW 1318 01	Caliper Assly. Front	1	N.I.
2	39 1943 04	Bolt Flanged Caliper Mounting	2	
3	DE 1510 48	Spring Pad	1	
4	DE 1510 46	Bleeder Screw	1	
5	DE 1510 47	Bleeder Cap	1	
6	DJ 1510 71	Disc Pad Set	1	
7	DJ 1510 73	Protection Boot (8 mm Dia)	1	
8	DE 1910 27	Protection Boot (9 mm Dia)	1	
9	JW 1318 09	Minor Kit - Caliper	1	
10	DJ 1510 75	Major Kit - Caliper	1	
11	DJ 1612 80	Bolts	2	N.I.
	JW 1318 10	Anchor Pin Ki	1	



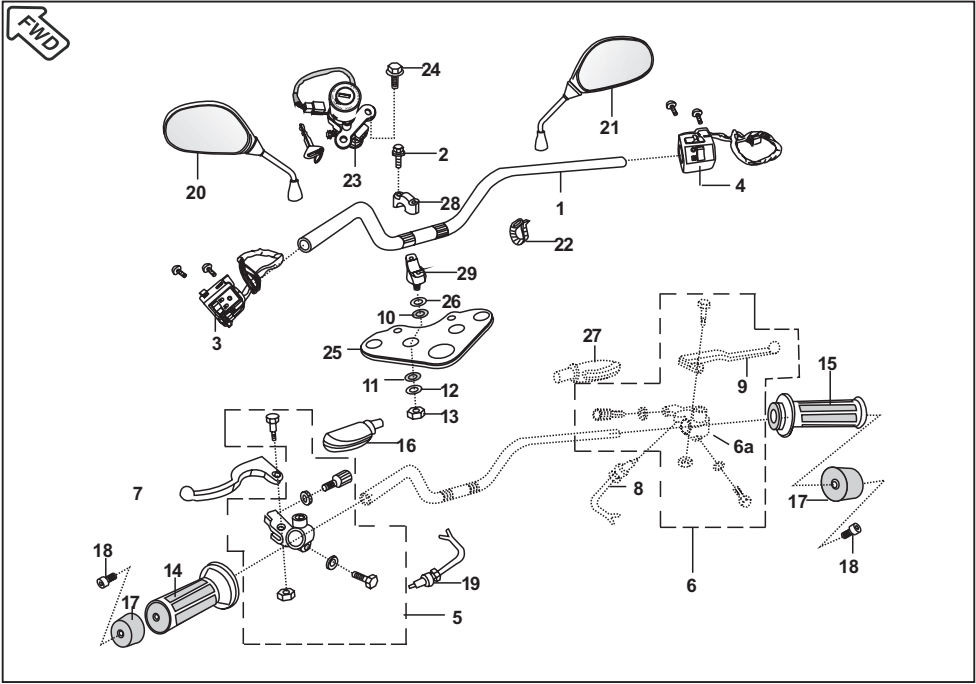
No.	Part No.	Description		Remarks
1	JB 1410 01	Drive Chain Lock	1	
2	39 2682 20	Bearing ball	1	
3	39 1364 20	Bearing ball	1	
4	31 1510 18	Collar bearing	1	
5	31 1510 21	Damper	1	
6	JA 1312 05	Panel rear brake	1	
7	JB 1312 23	Cam brake	1	
8	30 1510 38	Ring 'O'	1	
9	DJ 1510 57	Dust cover	1	
10	DS 1510 90	Indicator	1	
11	JB 1316 05	Lever brake	1	
12	JB 1312 24	Flange Bolt	1	
13	DS 1510 94	Nut	1	
14	31 1510 60	Shoe brake	2	
15	30 1510 69	Spring	2	



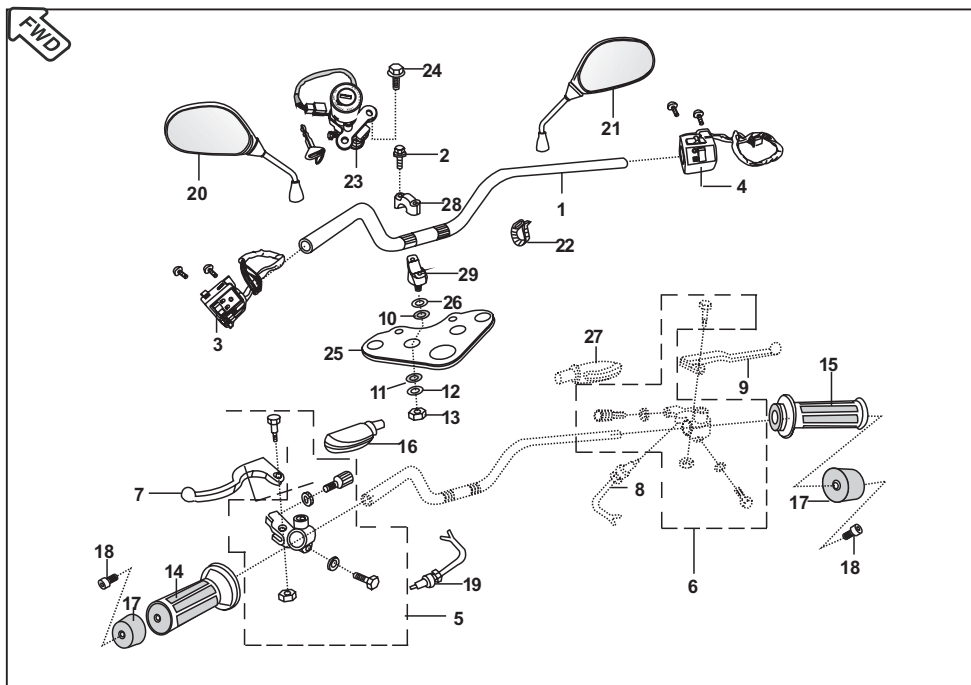
No.	Part No.	Description		Remarks
16	DX 1510 08	Coupling	1	
17	39 2240 20	Bearing ball	1	
18	DX 1510 09	Sleeve	1	
19	31 1510 29	Lock Washer	4	
20	DX 1510 10	'D' Bolt	4	
21	39 0794 15	Hex. lock nut	4	
22	DX 1510 16	Axle	1	
23	JB 1310 19	'U' nut	1	
24	DX 1510 15	Plain washer	1	
25	JB 1312 25	Nut	1	
26	JA 1312 02	Collar	1	
27	DX 1510 13	Collar	1	
28	DX 1510 18	Plain washer	1	
29	36 JA00 05	Chain sprocket kit	1	Ref. page no.63



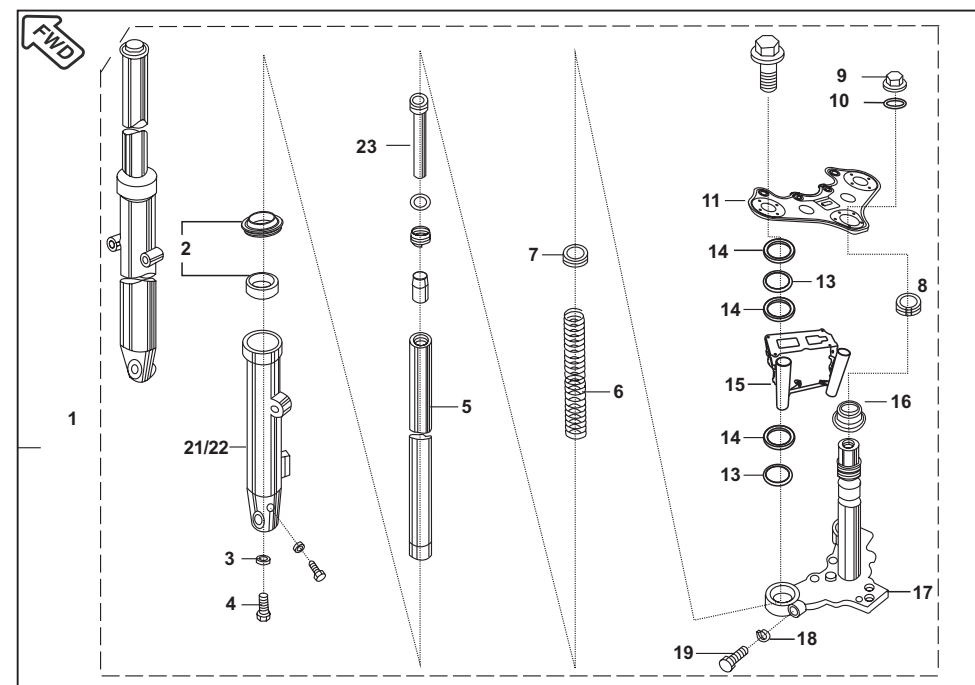
No.	Part No.	Description		Remarks
1	JA 1610 00	Brake Pedal	1	Alt. 39 0219 11
2	JA 1610 03	Pad Brake Lever (PVC)	1	
3	JB 1610 05	Rod brake	1	
4	30 1910 38	Pin	1	
5	39 0198 11	Plain washer	2	
6	39 0808 08	Split pin	1	Alt. 39 0198 11
7	30 1910 35	Spring	1	
8	JA 1210 04	Rod torque	1	
9	JA 1210 05	Step bolt	1	
10	39 1540 11	Plain washer	1	
11	39 0694 15	Hex. lock nut	2	
12	39 0789 12	Washer spring	2	
13	39 0807 08	Pin snap	2	
14	JB 1610 02	Pin	1	
15	JB 1610 03	Brake Adjuster Nut	1	
16	DS 1910 35	Packing brake rod	1	Alt. 39 0198 11
17	30 1510 96	Hex bolt	1	
18	JK 1610 00	Washer	1	
19	JB 1610 04	Brake pedal spring	1	



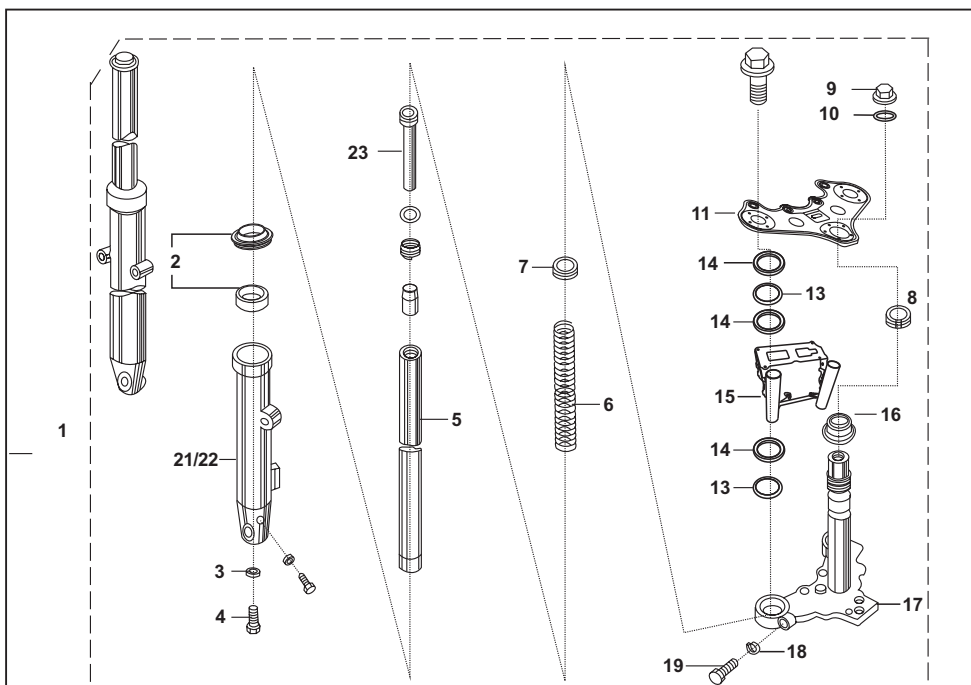
No.	Part No.	Description		Remarks
1	DS 1810 44	Handle	1	
2	39 1714 04	Flanged bolt	4	
3	JB 4014 00	Control switch LH	1	
4	JB 4014 01	Control switch RH	1	
5	DJ 1910 53	Holder Assy. LH	1	
6	DX 1910 09	Holder & Lever Assy. RH	1	Drum Brake
6a	DS 1910 33	Holder RH	1	
7	DJ 1910 55	Lever grip Left	1	
8	29 2011 17	Front Brake Switch	1	
9	DD 1911 42	Lever Grip Right	1	
10	DS 1810 08	Damper handle upper	2	
11	DS 1810 09	Damper handle lower	2	
12	DS 1810 10	Washer handle lower	2	
13	39 0422 15	Nylock Nut	2	
14	DS 1910 15	Grip LH	1	
15	DS 1910 16	Grip RH	1	



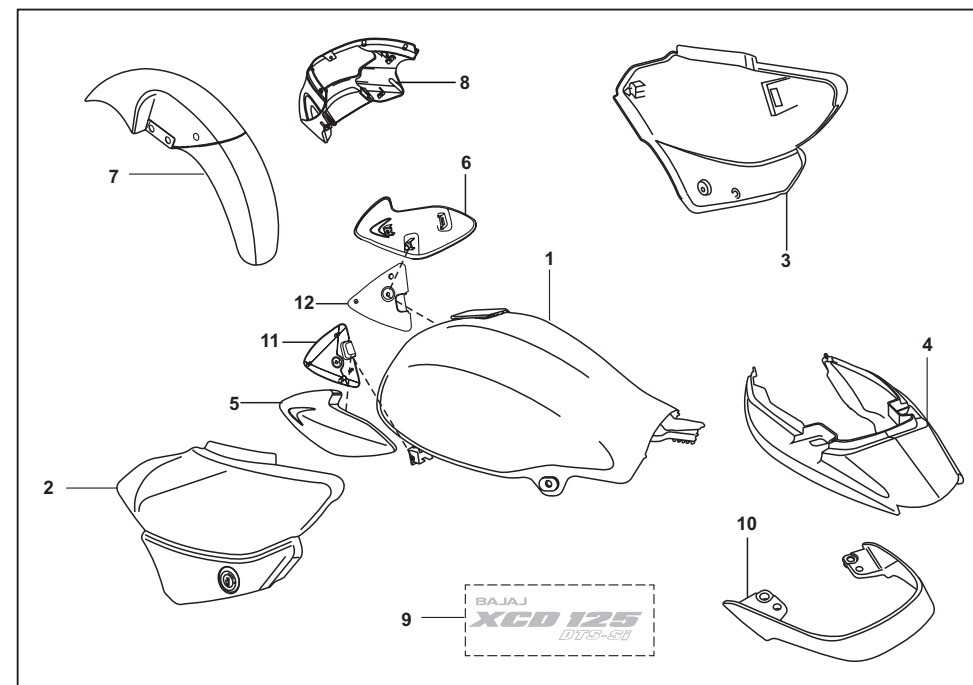
No.	Part No.	Description		Remarks
16	DS 1910 52	Boot for lever LH	1	
17	DH 1810 22	Handle bar weight	2	
18	39 2427 04	Hex. soc. head cap screw	2	
19	JB 4014 05	Clutch Switch	1	
20	DJ 2210 03	Mirror assly. LH	1	
21	DJ 2210 04	Mirror assly. RH	1	
22	30 1910 48	Band	2	
23	JB 4014 02	Switch assly. ignition	1	
24	39 1943 04	Flange bolt	2	
25	JB 1510 03	Holder Fork Upper	1	
26	DS 1810 07	Washer handle Upper	2	
27	DS 1910 18	Boot For Lever RH	1	
28	DS 1810 06	Holder Up	2	
29	DS 1810 19	Holder lower	2	



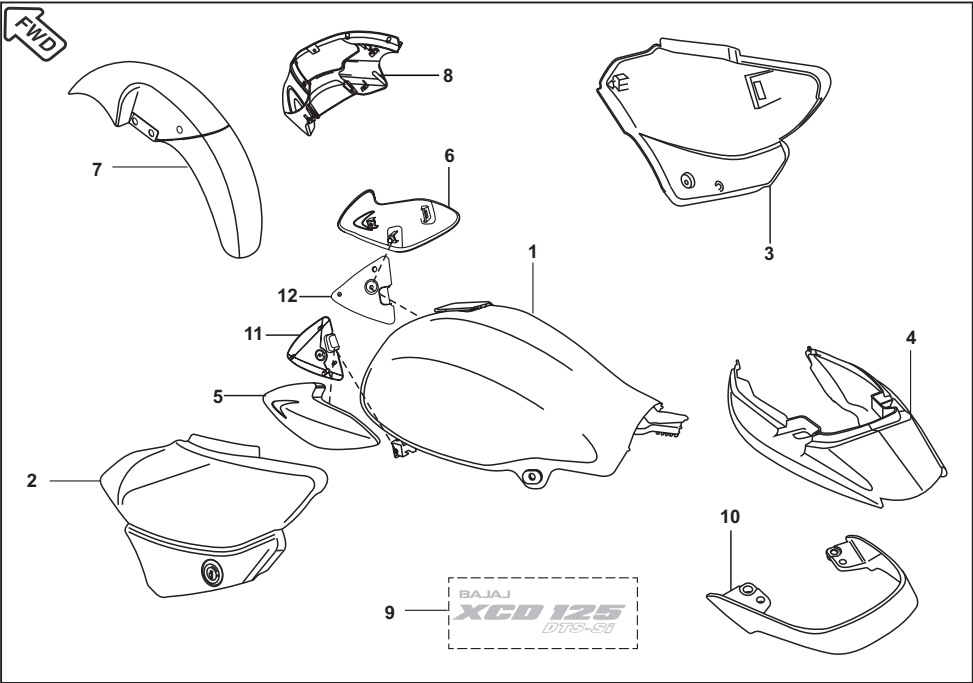
No.	Part No.	Description		Remarks
1	JW 1510 02	Fork front	1	Drum Brake
	JW 5110 03	Fork front	1	Disc Brake
2	36 DZ00 20	Front fork seal kit	2	
3	30 1810 26	Washer	2	
4	30 1810 25	Bolt	2	
5	JA 1510 13	Fork Pipe Spring	2	
6	DJ 1811 04	Spring front fork	2	
7	DS 1810 12	Bolt fork	2	
8	DS 1810 18	Nut Fork	1	
9	DS 1810 15	Cap Nut Fork	1	
10	DS 1810 16	Washer cup nut fork	1	
11	JB 1510 03	Holder fork upper	1	Drum Brake
	JW 1510 01	Holder fork upper	1	Disc Brake
12	DG 1810 08	Socket Bolt	2	
13	DJ 1810 85	Cushion Rubber	2	
14	DJ 1810 52	Cover Trail B	4	
15	JB 1510 01	Lamp Shade asly.	1	Drum Brake
	JW 1510 08	Lamp Shade asly.	1	Disc Brake



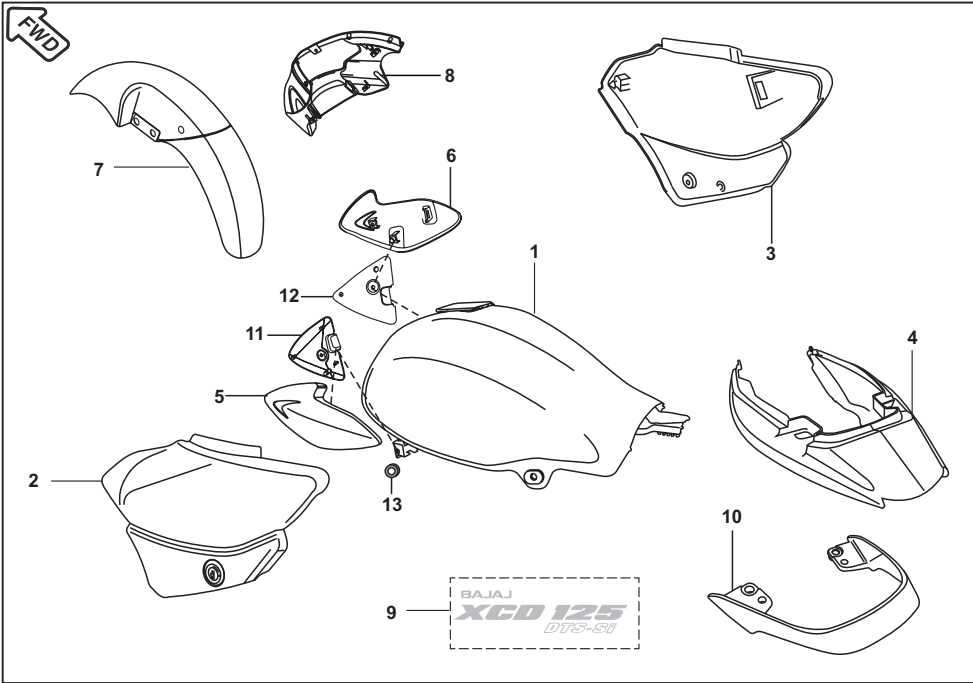
No.	Part No.	Description		Remarks
16	30 1810 09	Bearing cone	1	
17	JA 1510 03	Holder fork under	1	
18	39 0789 12	Spring washer	2	
19	39 1714 04	Bolt	2	
20	DS 1810 17	Nylon spacer	2	
21	JB 1510 05	Outer Tube LH	1	For Endurance
	JW 1510 05	Outer Tube LH (Drum)	1	
	JW 1510 21	Outer Tube LH (Disk)	1	
22	JB 1510 06	Outer Tube RH	1	For Endurance
	JW 1510 07	Outer Tube RH (Drum)	1	
	JW 1510 22	Outer Tube RH (Disc)	1	
23	JK 1210 07	Guide Bush (Dia.30)	2	
24	JW 1510 23	Cylinder complete fork	1	
25	36 3140 02	Kit Ball Steering	1	NI



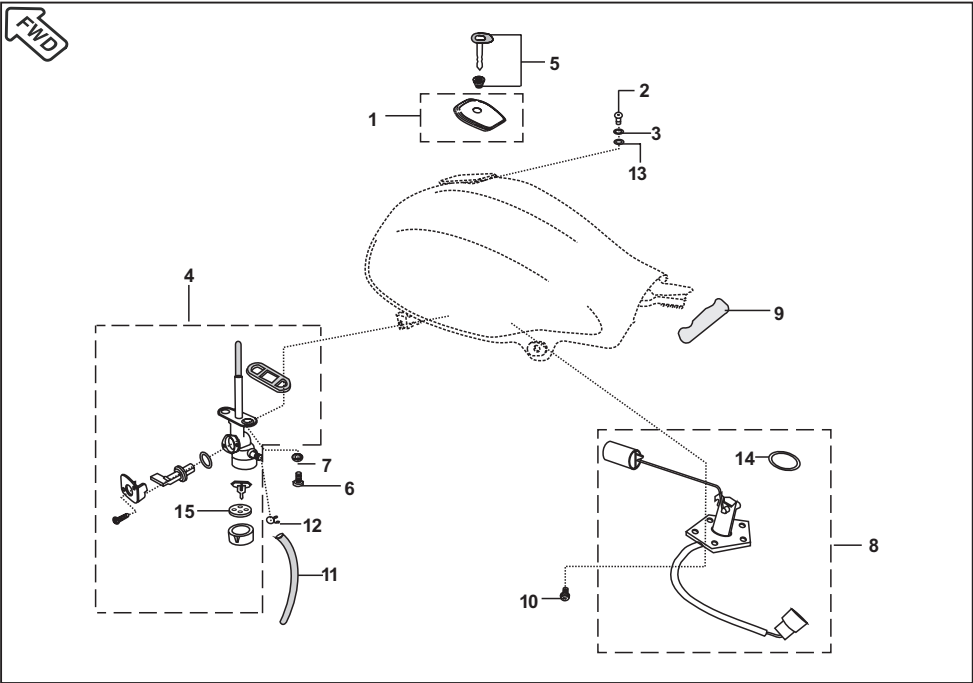
No.	Part No.	Description		Remarks
1	JB 7101 22	Petrol tank with decal	1	Jet black
	JB 7101 2V	Petrol tank with decal	1	Cocktail wine red
	JB 7101 3A	Petrol tank with decal	1	Long beach blue
	JB 7101 3Q	Petrol tank with decal	1	Silver
2	JB 7301 22	Side cover LH with decal	1	Jet black
	JB 7301 2V	Side cover LH with decal	1	Cocktail wine red
	JB 7301 3A	Side cover LH with decal	1	Long beach blue
	JB 7301 3Q	Side cover LH with decal	1	Silver
3	JB 7302 22	Side cover RH with decal	1	Jet black
	JB 7302 2V	Side cover RH with decal	1	Cocktail wine red
	JB 7302 3A	Side cover RH with decal	1	Long beach blue
	JB 7302 3Q	Side cover RH with decal	1	Silver
4	JB 7303 22	Seat cover with decal	1	Jet black
	JB 7303 2V	Seat cover with decal	1	Cocktail wine red
	JB 7303 3A	Seat cover with decal	1	Long beach blue
	JB 7303 3Q	Seat cover with decal	1	Silver
5	JB 7309 22	Spoiler cover LH with decal	1	Jet black
	JB 7309 2V	Spoiler cover LH with decal	1	Cocktail wine red
	JB 7309 3A	Spoiler cover LH with decal	1	Long beach blue
	JB 7309 3Q	Spoiler cover LH with decal	1	Silver



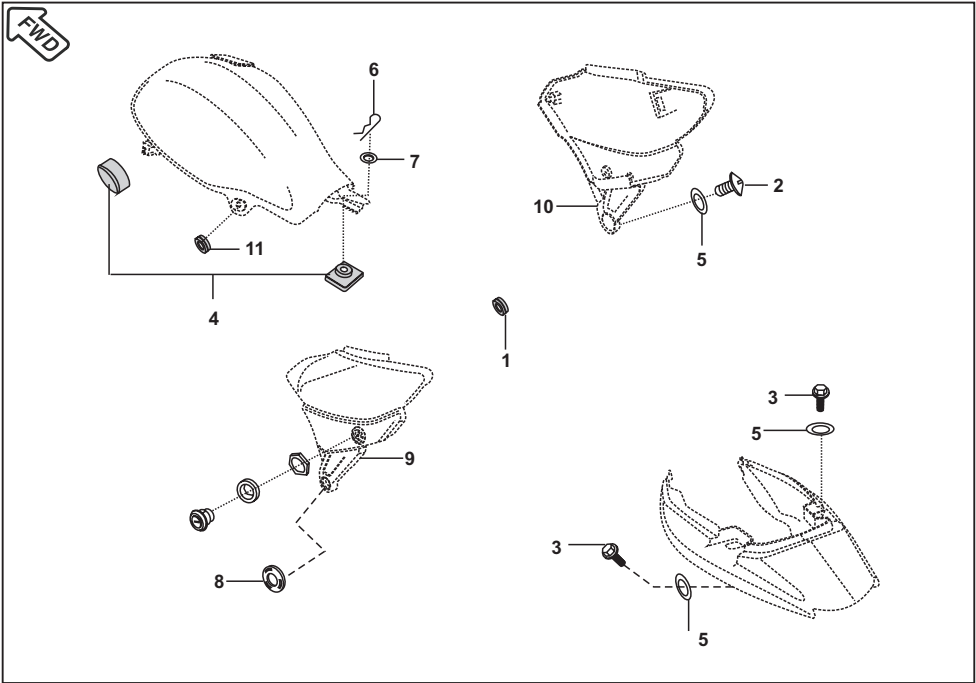
No.	Part No.	Description		Remarks
6	JB 7310 22	Spoiler cover RH with decal	1	Jet black
	JB 7310 2V	Spoiler cover RH with decal	1	Cocktail wine red
	JB 7310 3A	Spoiler cover RH with decal	1	Long beach blue
	JB 7310 3Q	Spoiler cover RH with decal	1	Silver
7	JB 7308 22	Front fender (fixed fr. no. plate)	1	Jet black
	JB 7308 2V	Front fender (fixed fr. no. plate)	1	Cocktail wine red
	JB 7308 3A	Front fender (fixed fr. no. plate)	1	Long beach blue
	JB 7308 3Q	Front fender (fixed fr. no. plate)	1	Silver
8	JB 7401 22	Fairing with decal	1	Jet black
	JB 7401 2V	Fairing with decal	1	Cocktail wine red
	JB 7401 3A	Fairing with decal	1	Long beach blue
	JB 7401 3Q	Fairing with decal	1	Silver



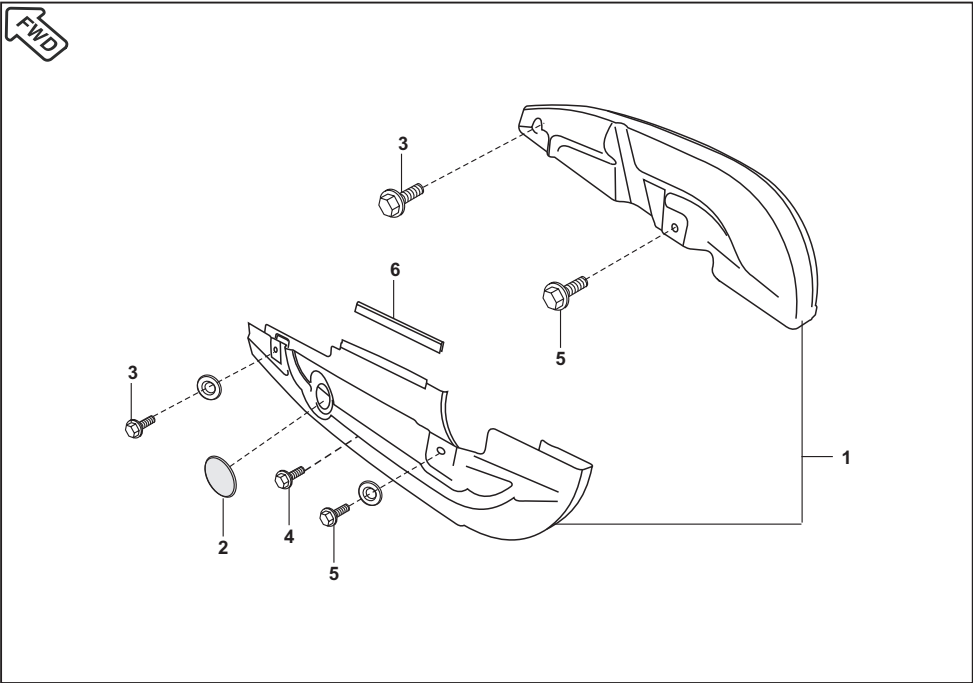
No.	Part No.	Description		Remarks
9	36 JA00 07	Decal set (Black)	1	Ref. page no. 64
	36 JB00 01	Decal set (Red)	1	Ref. page no. 64
	36 JB00 02	Decal set (Blue)	1	Ref. page no. 64
	36 JA00 08	Decal set (Silver)	1	Ref. page no. 64
10	52 JB00 32	Grip frame	1	Jet black
	52 JB00 24	Grip frame	1	Cocktail wine red
	52 JB00 25	Grip frame	1	Long beach blue
	52 JB00 33	Grip frame	1	Silver
11	JB 1710 16	Cover Spoiler LH	1	
	JB 1710 10	Spoiler mtg. bkt. LH	1	
12	JB 1710 17	Cover Spoiler RH	1	
	JB 1710 11	Spoiler mtg. bkt. RH	1	
13	DS 1610 82	Rubber Grommet for spoiler	2	



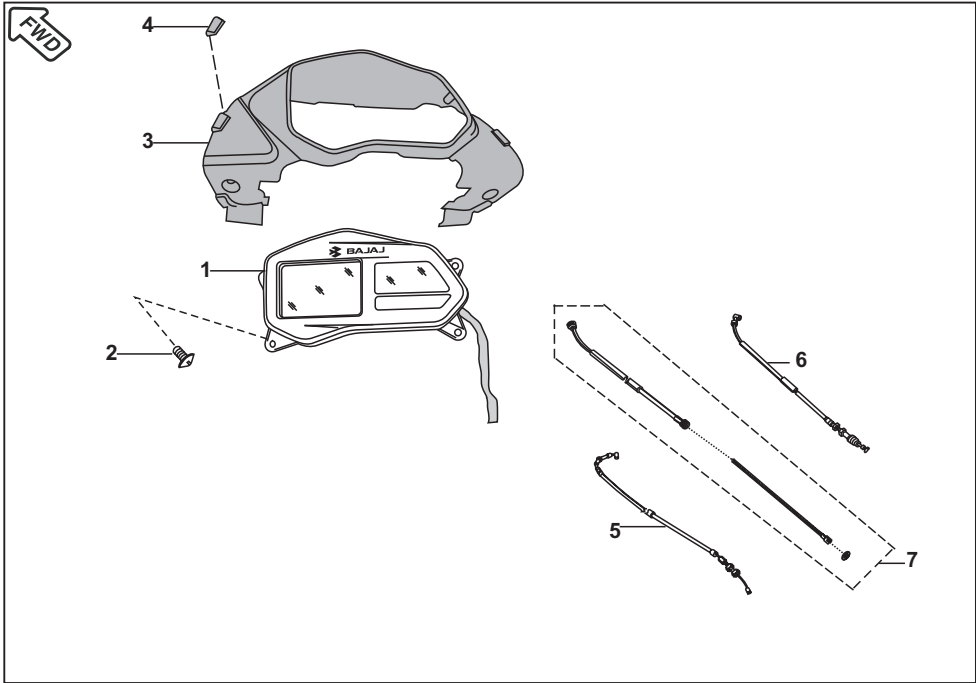
No.	Part No.	Description		Remarks
1	DS 1410 09	Cap Assly. Tank	1	
2	39 0761 01	Screw Pan Cross	2	
3	39 2179 24	Washer	2	
4	JB 1718 00	Fuel Tap Assly	1	
5	JB 2326 00	3 In 1 Lock set With Key	1	
6	DD 1410 22	Bolt flanged	2	
7	39 0740 11	Washer (Non-Metallic)	2	
8	JA 4026 00	Gauge Fuel	1	
9	JB 1710 20	Seat Tape	1	
10	30 1410 32	Bolt	4	
11	JA 1718 01	Tube fuel	1	
12	30 1410 15	Pipe clip	2	
13	30 1410 31	"O" Ring	2	
14	39 2758 21	"O" ring	1	
15	DZ 1410 75	4 hole washer	1	



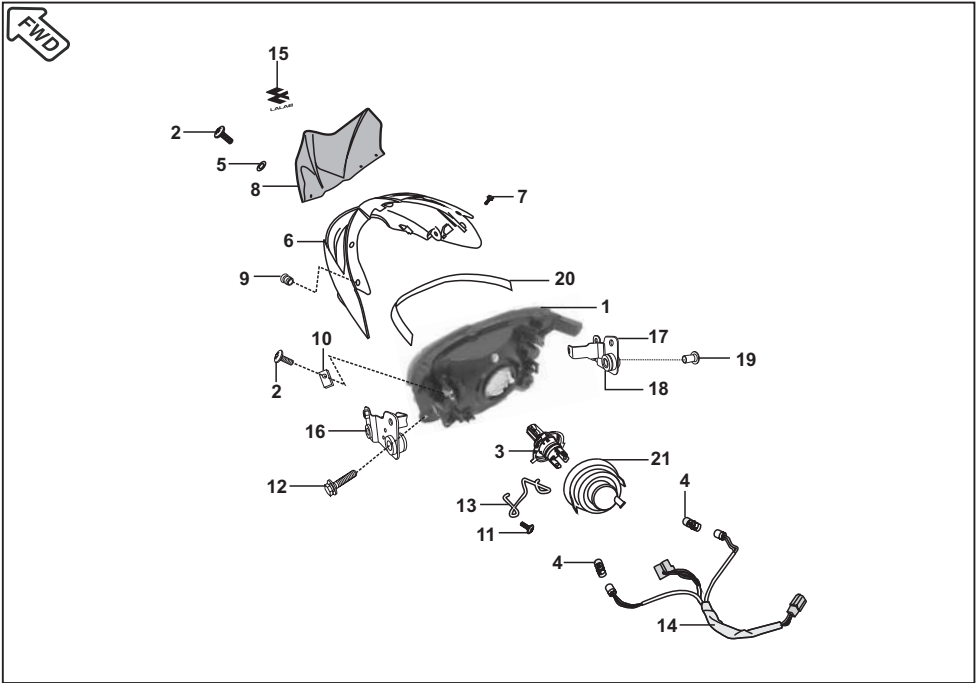
No.	Part No.	Description		Remarks
1	36 DS14 01	Grommet Kit for Side Cover	1	Ref. page no. 63
2	DG 1611 21	Screw	5	
3	39 1943 04	Flanged Bolt	2	
4	36 DS14 02	Damper Kit Petrol Tank	1	Ref. page no. 63
5	39 1789 24	Washer Nylon	3	
6	39 0983 08	Pin Snap	1	
7	39 1054 11	Plain Washer	1	
8	JB 1812 15	Rubber ring	1	
9	JB 1812 06	Cover LH side lower	1	
10	JB 1812 07	Cover RH side lower	1	
11	JC 1410 17	Rubber Grommet for Tank	2	



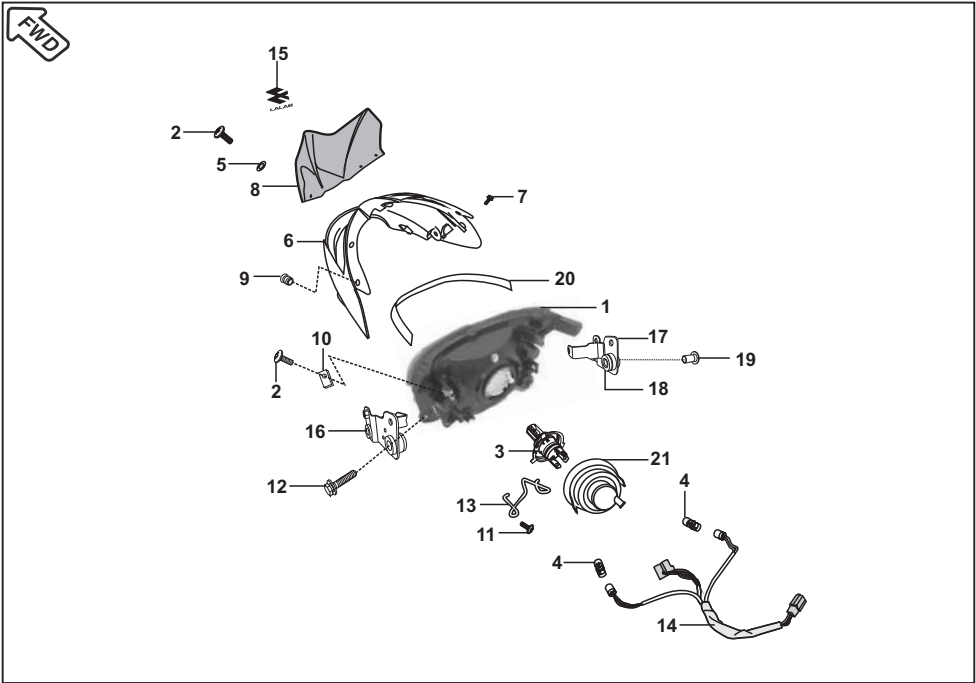
No.	Part No.	Description		Remarks
1	36 JA00 06	Case Chain Kit	1	Ref. page no. 63
2	JB 1812 18	Rubber Cap	1	
3	JB 1812 20	Flange bolt	2	
4	JB 1812 21	Flange bolt	1	
5	DH 1612 83	Bolt flange	2	
6	JB 1812 15	Rubber beading	1	



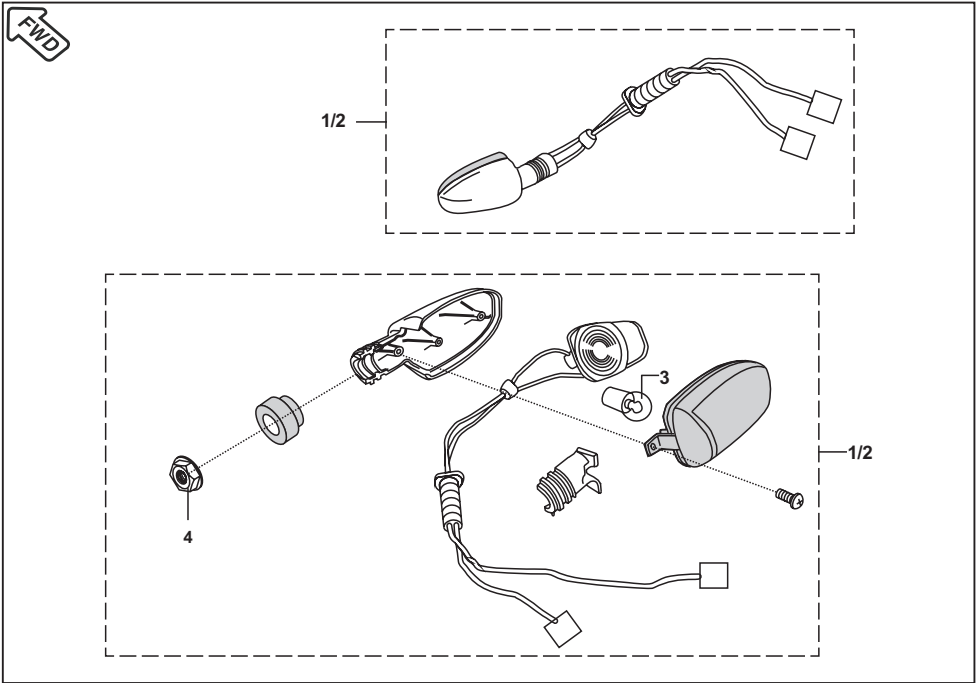
No.	Part No.	Description		Remarks
1	JB 4024 00	Meter assly.	1	
2	39 1778 02	Self tapping screw	4	
3	JB 1812 12	Speedo cap	1	
4	JB 1812 23	Beading Speedo Flap	4	
5	JB 1612 00	Cable accelerator	1	
6	JA 1612 01	Cable clutch	1	
7	JA 1612 03	Brake cable	1	



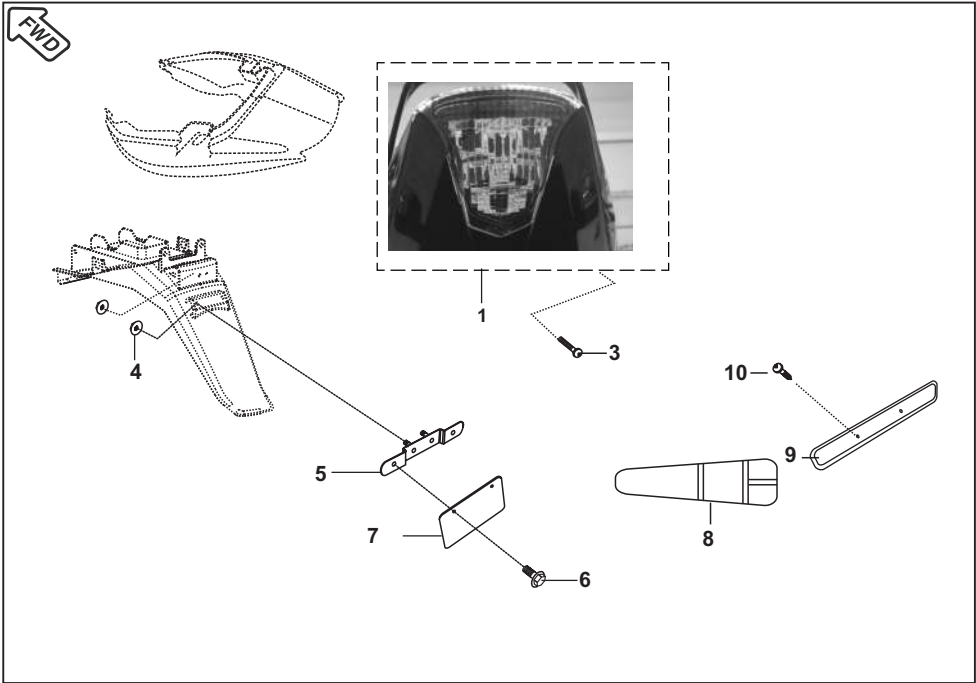
No.	Part No.	Description		Remarks
1	JB 4010 11	Head Lamp Without Bulb	1	
2	39 1778 02	Self Tapping Screw	8	
3	CL 2010 23	Lamp 12V 35/35W-HS1	1	
4	DJ 2010 72	Lamp 12V 5W	2	
5	39 2141 24	Washer	4	
6	JB 1812 10	Cowling	1	
7	DF 1810 98	Bolt	4	
8	JB 1812 11	Wind Shield	1	
9	DL 1810 10	Well Nut	4	
10	DJ 1810 65	Clip Nut	2	
11	39 0716 01	Screw	2	
12	39 1553 04	Flange Bolt	4	
13	DS 2010 36	Head Lamp Bulb Clip	1	
14	DS 2010 39	Head lamp Harness Branch	1	



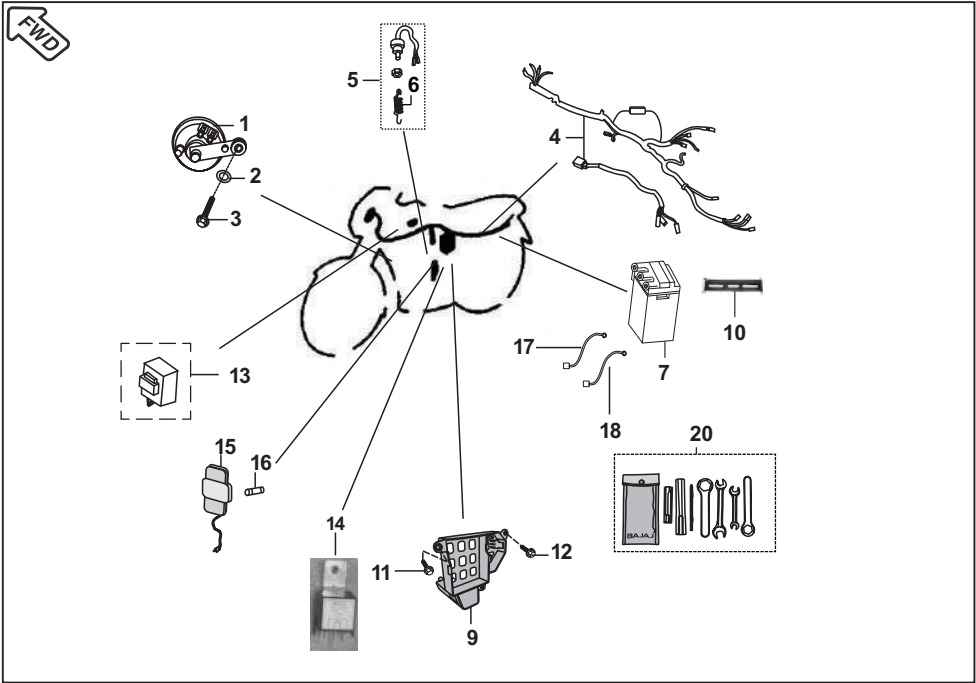
No.	Part No.	Description		Remarks
16	JB 1510 08	Head lamp mtg. bkt. LH	1	
17	JB 1510 09	Head lamp mtg. bkt. RH	1	
18	JB 1510 12	Grommet fairing mounting	4	
19	JB 1510 13	Sleeve fairing mounting	4	
20	JB 1812 14	Packing fairing	1	
21	JB 4010 20	Cap for head lamp bulb holder	1	



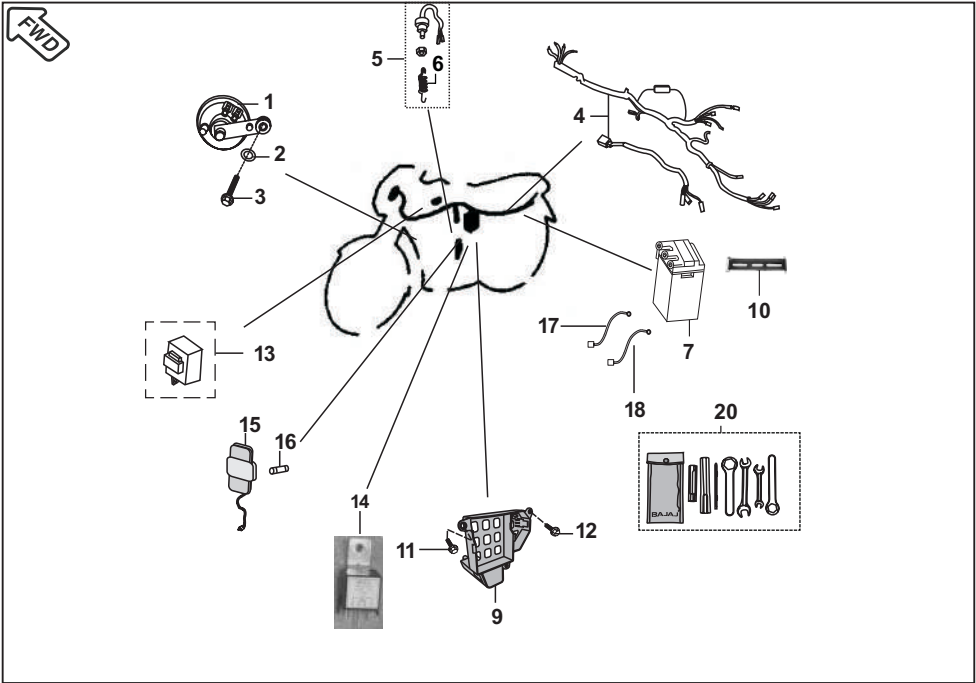
No.	Part No.	Description		Remarks
1	JB 4010 06	Blinker front LH	1	
	JB 4010 07	Blinker front RH	1	
2	JB 4010 08	Blinker rear LH	1	
	JB 4010 09	Blinker rear RH	1	
3	GH 2010 12	Lamp 12V 10W	4	
4	39 1970 15	Hex nut / flange	2	



No.	Part No.	Description		Remarks
1	JB 4010 01	Tail light with Lamp	1	
2	DK 2010 24	Lamp Assly. for Rear No. Plate	1	
	30 2010 29	Bulb (12V - 4W)		
3	59 0200 01	Screw Tapping	4	
4	39 2124 15	Flange Nut	2	
5	DJ 1610 72	Bracket Rear No. Plate	1	
6	39 2476 04	Bolt flange	2	
7	DF 1612 52	Number plate Rear in black	1	
8	JB 2328 27	Bkt For Fixed Number Plate	1	For Indonesia
9	JB 2328 25	Front Number Plate	1	For Indonesia
10	39 1783 01	Truss Screw (For Fr. No. Plate)	2	
11	JB 2328 28	Damper Front Number Plate	1	For Export N.I.
12	39 1944 04	Bolt	3	For Export N.I.



No.	Part No.	Description		Remarks
1	JB 4016 00	Horn with Stay	1	Alt. 31 2010 79
2	39 1507 11	Plain Washer	1	
3	39 1689 04	Flange Bolt	1	
4	JB 4022 05	Wiring Harness	1	
5	DS 2010 29	Rear Brake Switch assly.	1	
6	DS 1910 07	Spring Brake Switch	1	N.I.
7	DS 2010 82	Battery 5AH Dry Battery MF	1	
8	JB 4010 13	Head lamp controller	1	
9	JA 4018 00	Case Battery	1	
10	JA 4018 01	Band Battery	1	



No.	Part No.	Description		Remarks
11	DS 1612 24	Stepped Bolt	2	
12	JK 1110 27	Stepped Bolt	1	
13	DS 2010 25	Assly DC flasher	1	
14	AP 2010 29	Starter Relay /	1	
15	30 2011 04	Fuse box Assly.	1	
16	30 2010 85	Fuse	4	N.I. N.S.
17	DS 2010 22	Cable assly. (Battery to St.Relay)	1	
18	JA 4022 02	Cable assly. (Battery to Earth)	1	
19	DK 2010 36	Capacitor	1	
20	JA 2310 00	Tool kit	1	

KIT LIST



Sr. No.	Kit Part No.	Kit Description	Consisting of Following Parts		
			Part No.	Description	Qty./Kit
1	36JA0002	Valve kit	JA511200	Valve intake	1
			JA511201	Valve Exhaust	1
2	36JA0003	Valve Repair Kit	28101129	Seat Spring	2
			39201719	Seal Oil	2
			JA511202	Spring washer	2
			JA511203	Retainer valve spring	2
			DG101029	Collet	4
3	36JA0004	Chain Guide Kit	JA541013	Guide Chain Slack side	1
			JA521002	Guide Chain Tight side	1
4	36JA0010	Set Drive Driven	JA531010	Gear Primary Drive	1
			JA551401	Housing	1
5	36DU1007	Boss Kick Kit	30101233	Boss Kick	1
			30101234	Spring	1
			30101236	Ball Steel	1
			30101235	Pin	1
			39085517	E - Type Circlip	1
6	36DS2101	Seat Damper Kit	DS211004	Seat Damper	1
			DS211005	Seat Damper	1
7	36JA0005	Chain Sprocket Kit	JB141000	Chain (122 Links)	1
			JA131206	Sprocket (42 T)	1
			JA551010	Sprocket Drive	1
8	36DS1401	Grommet Kit for Side Cover	DS141012	Grommet Side Cover Front	1
			DS161082	Grommet Side Cover Rear	1
9	36DS1402	Damper Kit Petrol Tank	DS141021	Damper	1
			DJ141008	Damper Front	1
10	36JA0006	Chain Case Kit	JB181224	Chain Case Upper Assly.	1
			JB181227	Chain Case Lower Assly.	1

KIT LIST



Sr. No.	Kit Part No.	Kit Description	Consisting of Following Parts		
			Part No.	Description	Qty
11	36JB0001	Decal set (Red)	JB233001	FRONT B LOGO DECAL -RED	1
			JB233002	TANK DECAL LH- RED	1
			JB233003	TANK DECAL RH- RED	1
			JB233004	TANK LOWER DECAL LH- RED	1
			JB233005	TANK LOWER DECAL RH- RED	1
			JB233006	DECAL FOR D EXTENSION RH- RED	1
			JB233007	DECAL FOR X EXTENSION LH- RED	1
			JB233008	SIDE COVER DECAL RH- RED	1
			JB233009	SIDE COVER DECAL LH- RED	1
			JB233010	SEAT COVER DECAL RH- RED	1
			JB233011	SEAT COVER DECAL LH- RED	1
12	36JB0002	Decal set (Blue)	JB233012	FRONT B LOGO DECAL -BLUE	1
			JB233013	TANK DECAL LH- BLUE	1
			JB233014	TANK DECAL RH- BLUE	1
			JB233015	TANK LOWER DECAL LH- BLUE	1
			JB233016	TANK LOWER DECAL RH- BLUE	1
			JB233017	DECAL FOR D EXTENSION RH- BLUE	1
			JB233018	DECAL FOR X EXTENSION LH- BLUE	1
			JB233019	SIDE COVER DECAL RH- BLUE	1
			JB233020	SIDE COVER DECAL LH- BLUE	1
			JB233021	SEAT COVER DECAL RH- BLUE	1
			JB233022	SEAT COVER DECAL LH- BLUE	1
13	36JA0007	Decal set (Black)	JB233023	FRONT B LOGO DECAL - BLACK	1
			JB233024	TANK DECAL LH- BLACK	1
			JB233025	TANK DECAL RH- BLACK	1
			JB233026	TANK LOWER DECAL LH- BLACK	1
			JB233027	TANK LOWER DECAL RH- BLACK	1
			JB233028	DECAL FOR D EXTENSION RH- BLACK	1
			JB233029	DECAL FOR X EXTENSION LH- BLACK	1
			JB233030	SIDE COVER DECAL RH- BLACK	1
			JB233031	SIDE COVER DECAL LH- BLACK	1
			JB233032	SEAT COVER DECAL RH- BLACK	1
			JB233033	SEAT COVER DECAL LH- BLACK	1
14	36JA0008	Decal set (Silver)	JB233034	FRONT B LOGO DECAL -SILVER	1
			JB233035	TANK DECAL LH- SILVER	1
			JB233036	TANK DECAL RH- SILVER	1
			JB233037	TANK LOWER DECAL LH- SILVER	1
			JB233038	TANK LOWER DECAL RH- SILVER	1
			JB233039	DECAL FOR D EXTENSION RH- SILVER	1
			JB233040	DECAL FOR X EXTENSION LH- SILVER	1
			JB233041	SIDE COVER DECAL RH- SILVER	1
			JB233042	SIDE COVER DECAL LH- SILVER	1
			JB233043	SEAT COVER DECAL RH- SILVER	1
			JB233044	SEAT COVER DECAL LH- SILVER	1